FAITH

2025-2028 | for EXPORT

CONTRACT
WALLCOVERINGS

sangetsu

INDEX

Pick Up Product

TONEGRID ····· 2
Naturescape ····· 14
process#100 ····· 24

Eco Product

biocloth ····· 46
Eco Reflect ····· 52
MEGUReWALL ····· 54

Plain & Function

Texture & Color ····· 58
Easy Installation Wallpaper ····· 88
Film Stain Prevention - Barrier Type ····· 92
Film Stain Prevention - Deodorant Type ··· 104
Super Durable ····· 108

Design & Accent

MATERIA ····· 116
Material ····· 126
Wood ····· 148
Japanesque ····· 168
Diatomite ····· 178
Marble ····· 180
Pattern ····· 192

For Specific Use

HIGH GRAFICA ····· 222
Material-Based Wallpaper:
Soil, Paper, Textile ····· 238
HARDWALL ····· 248
STRONGLASS ····· 252
SANWALL-HESS
(Paintable Wallpaper) ····· 254
RAUHFASER/CHEESECLOTH ··· 256
Textile Wallpaper for Art Galleries
and Museums ····· 257
Presentation Wallpaper ····· 258
Whiteboard ····· 260
Magnetic Wallpaper ····· 261
Wallpaper for Projectors ····· 262
Dustproof Wallpaper ····· 263
SOUNDIA (Acoustic Panel) ····· 264
Accent Panel / Panel Art ····· 265
Smart Joiner (Trim) ····· 266
Molding (Decorative Trim)····· 267

Guide

Functional Guide ····· 268
Precautions for Selection and
Installation ····· 272

FAITH

The “FAITH” wallpaper collection is designed to enhance any space with refined, beautiful finishes.
It offers a wide range of designs suitable for diverse interior settings—from hotels, offices, and health-care/welfare facilities to commercial spaces—creating highly attractive environments.
In addition to vinyl wallpaper, the collection includes natural-material wallpaper, acoustic-environment materials, and other versatile products. This comprehensive lineup makes FAITH a total wallcovering collection that enhances the value of any space.

TH 34001
TH 34002
TH 34003
TH 34004
TH 34005
TH 34006
TH 34007
TH 34008
TH 34009
TH 34010
TH 34014
TH 34015
TH 34016
TH 34017
TH 34018
TH 34019
TH 34020
TH 34021
TH 34022
TH 34023
TH 34027
TH 34028
TH 34029
TH 34030
TH 34031
TH 34032
TH 34033
TH 34034
TH 34035
TH 34036
TH 34040
TH 34041
TH 34042
TH 34043
TH 34044
TH 34045
TH 34046
TH 34047
TH 34048
TH 34049
TH 34053
TH 34054
TH 34055
TH 34056
TH 34057
TH 34058
TH 34059
TH 34060
TH 34061
TH 34062

TONEGRID

Variety of Colors, Harmony of Textures

TONEGRID

PALE

A soft, gentle palette with a smooth, uniform painted finish

Film Stain Prevention - Deodorant Type

Notes: 02, 05, 07 Please be sure to check p. 272.

TH 34011

TH 34012

TH 34013

LIGHT

Pop and playful colors with a standard stone-like texture

Anti-Virus / Easy Installation

Note: 04 Please be sure to check p. 272.

TH 34024

TH 34025

TH 34026

DULL

A natural and gentle trowel-finish texture in subtle, smoky colors

Tough Stretch / Easy Installation

Note: 04 Please be sure to check p. 272.

TH 34037

TH 34038

TH 34039

DEEP

A serene and sophisticated brilliance woven from deep, rich colors

biocloth

Notes: 04, 05 Please be sure to check p. 272.

TH 34050

TH 34051

TH 34052

VIVID

Woven textures that harmonize bold,
intense color tones with the surrounding space

Super Durable

Notes: 05, 07 Please be sure to check p. 272.

TH 34063

TH 34064

TH 34065

TH 34013

TONEGRID

PALE

A soft, gentle palette with a smooth, uniform painted finish

TH 34001 NEW
Approximate JPMA color (code) 05-80B

TH 34002 NEW
Approximate JPMA color (code) 15-80D

TH 34003 NEW
Approximate JPMA color (code) 25-80D

TH 34004 NEW
Approximate JPMA color (code) 35-80D

TH 34005 NEW
Approximate JPMA color (code) 45-80D

TH 34006 NEW
Approximate JPMA color (code) 55-80D

TH 34007 NEW
Approximate JPMA color (code) 65-80D

TH 34008 NEW
Approximate JPMA color (code) 75-80D

TH 34009 NEW
Approximate JPMA color (code) 85-80D



TH 34010 NEW
Approximate JPMA color (code) 95-70D

TH 34011 NEW
Approximate JPMA color (code) N-93

TH 34012 NEW
Approximate JPMA color (code) 15-90A

TH 34013 NEW
Approximate JPMA color (code) 15-85A

Width 92 cm

Film Stain Prevention - Deodorant Type

Anti-Mold | Anti-Bacterial | Anti-Scratch
Stain Prevention | Deodorant

Notes: 02, 05, 07
Please be sure to check p. 272.

Note about Approximate JPMA color (code)

The Approximate JPMA color (code) is shown; however, this is only an approximate match and is not an identical color.
The appearance of the color tone may vary depending on the texture of the wallpaper, such as its print, embossing, sheen, and so on.
Please check the actual color tone using the samples in the sample book or other physical samples before use.
In addition, the color tone may appear different depending on the usage environment such as lighting conditions and viewing angles, or variations between manufacturing batches.

TH 34010・34012　Trims：SRJ-213（P.266）

TH 34008

TH 34002・34003・34007

TH 34002・34005



LIGHT

Pop and playful colors with a standard stone-like texture

TH 34014 NEW Easy Installation
Approximate JPMA color (code) 07-60H

TH 34015 NEW Easy Installation
Approximate JPMA color (code) 15-70H

TH 34016 NEW Easy Installation
Approximate DIC color (code) DIC-2315

TH 34017 NEW Easy Installation
Approximate JPMA color (code) 35-70D

TH 34018 NEW Easy Installation
Approximate JPMA color (code) 45-70D

TH 34019 NEW Easy Installation
Approximate JPMA color (code) 55-70D

TH 34020 NEW Easy Installation
Approximate JPMA color (code) 65-70D

TH 34021 NEW Easy Installation
Approximate JPMA color (code) 75-70D

TH 34022 NEW Easy Installation
Approximate JPMA color (code) 85-70D

TH 34023 NEW Easy Installation
Approximate JPMA color (code) 95-70D

TH 34024 NEW Easy Installation
Approximate JPMA color (code) N-93

TH 34025 NEW Easy Installation
Approximate JPMA color (code) N-90

TH 34026 NEW Easy Installation
Approximate JPMA color (code) N-80

Width 92 cm

Anti-Virus

Anti-Mold | Anti-Bacterial | Anti-Virus

Note: 04
Please be sure to check p. 272.

Note about Approximate JPMA color (code) / Approximate DIC color (code)

The Approximate JPMA color (code) and the Approximate DIC color (code) are shown; however, these are only approximate matches and not identical colors.
The appearance of the color tone may vary depending on the texture of the wallpaper, such as its print, embossing, sheen, and so on.
Please check the actual color tone using the samples in the sample book or other physical samples before use.
In addition, the color tone may appear different depending on the usage environment such as lighting conditions and viewing angles, or variations between manufacturing batches.

Inspired by DIC COLOR GUIDE
DIC Graphics Certified 033

TH 34023

TH 34023・34702 (P.149)

TH 34016・34019・34021・34024

TH 34014・34661 (P.137)

TH 34017

TH 34028

DULL

A natural and gentle trowel-finish texture in subtle, smoky colors

TH 34027 NEW Easy Installation
Approximate JPMA color (code) 05-60D

TH 34028 NEW Easy Installation
Approximate JPMA color (code) 15-60D

TH 34029 NEW Easy Installation
Approximate JPMA color (code) 25-60D

TH 34030 NEW Easy Installation
Approximate JPMA color (code) 35-60D

TH 34031 NEW Easy Installation
Approximate JPMA color (code) 45-60D

TH 34032 NEW Easy Installation
Approximate JPMA color (code) 55-60D

TH 34033 NEW Easy Installation
Approximate JPMA color (code) 65-60D

TH 34034 NEW Easy Installation
Approximate JPMA color (code) 75-60D

TH 34035 NEW Easy Installation
Approximate JPMA color (code) 85-60D

TH 34036 NEW Easy Installation
Approximate JPMA color (code) 95-50D

TH 34037 Easy Installation
Approximate JPMA color (code) 22-85B

TH 34038 Easy Installation
Approximate JPMA color (code) 22-75B

TH 34039 Easy Installation
Approximate JPMA color (code) 19-65A

Width 92.5 cm ↕64 cm ↔46.3 cm (Emboss Repeat)

Tough Stretch

Anti-Mold | Anti-Bacterial | Anti-Scratch
Deodorant | Water Repellent | Stretch

Note: 04
Please be sure to check p. 272.

Note about Approximate JPMA color (code)

The Approximate JPMA color (code) is shown; however, this is only an approximate match and is not an identical color.
The appearance of the color tone may vary depending on the texture of the wallpaper, such as its print, embossing, sheen, and so on.
Please check the actual color tone using the samples in the sample book or other physical samples before use.
In addition, the color tone may appear different depending on the usage environment such as lighting conditions and viewing angles, or variations between manufacturing batches.

TH 34028

TH 34033

TH 34035

TONEGRID

DEEP

A serene and sophisticated brilliance woven from deep, rich colors

TH 34040 NEW
Approximate JPMA color (code) 05-40D

TH 34041 NEW
Approximate JPMA color (code) 15-40D

TH 34042 NEW
Approximate DIC color (code) DIC-2341

TH 34043 NEW
Approximate JPMA color (code) 35-40D

TH 34044 NEW
Approximate JPMA color (code) 45-50D

TH 34045 NEW
Approximate JPMA color (code) 55-40D

TH 34046 NEW
Approximate JPMA color (code) 65-40D

TH 34047 NEW
Approximate DIC color (code) DIC-426

TH 34048 NEW
Approximate JPMA color (code) 85-40D

TH 34049 NEW
Approximate DIC color (code) DIC-2448

TH 34050 NEW
Approximate JPMA color (code) 22-90A

TH 34051 NEW
Approximate JPMA color (code) 22-65B

TH 34052 NEW
Approximate JPMA color (code) 22-40B

Width 92 cm

biocloth

Anti-Mold | Anti-Bacterial | Water Repellent

Notes: 04, 05

Please be sure to check p. 272.

Note about Approximate JPMA color (code) / Approximate DIC color (code)

The Approximate JPMA color (code) and the Approximate DIC color (code) are shown; however, these are only approximate matches and not identical colors.
The appearance of the color tone may vary depending on the texture of the wallpaper, such as its print, embossing, sheen, and so on.
Please check the actual color tone using the samples in the sample book or other physical samples before use.
In addition, the color tone may appear different depending on the usage environment such as lighting conditions and viewing angles, or variations between manufacturing batches.

Inspired by DIC COLOR GUIDE
DIC Graphics Certified 033

TH 34040・34652 (P.134)



TH 34042

TH 34045

TH 34057

TONEGRID

VIVID

Woven textures that harmonize bold, intense color tones with the surrounding space

TH 34053 NEW
Approximate DIC color (code) DIC-299

TH 34054 NEW
Approximate JPMA color (code) 17-70P



TH 34055 NEW
Approximate JPMA color (code) 25-80P

TH 34056 NEW
Approximate JPMA color (code) 35-50H

TH 34057 NEW
Approximate JPMA color (code) 45-50H

TH 34058 NEW
Approximate JPMA color (code) 55-50H

TH 34059 NEW
Approximate JPMA color (code) 65-40H

TH 34060 NEW
Approximate JPMA color (code) 75-50H

TH 34061 NEW
Approximate JPMA color (code) 82-50H

TH 34062 NEW
Approximate JPMA color (code) 95-50P

TH 34063 NEW
Approximate JPMA color (code) N-90

TH 34064 NEW
Approximate JPMA color (code) N-80

TH 34065 NEW
Approximate JPMA color (code) N-60

Width 92 cm

Super Durable

Anti-Mold | Anti-Bacterial | Anti-Scratch
Super Durable | Stain Prevention

Notes: 05, 07
Please be sure to check p. 272.

Note about Approximate JPMA color (code) / Approximate DIC color (code)

The Approximate JPMA color (code) and the Approximate DIC color (code) are shown; however, these are only approximate matches and not identical colors.
The appearance of the color tone may vary depending on the texture of the wallpaper, such as its print, embossing, sheen, and so on.
Please check the actual color tone using the samples in the sample book or other physical samples before use.
In addition, the color tone may appear different depending on the usage environment such as lighting conditions and viewing angles, or variations between manufacturing batches.

Inspired by DIC COLOR GUIDE
DIC Graphics Certified 033

TH 34059・34062

TH 34060

TH34054・34057・34565 (P.111)

TH 34053

Naturescape



01

Shades of Air

TH 34071 – TH 34084

02

Forest Path

TH 34085 – TH 34098

A rich palette of beautiful colors created by nature.

Striking landscapes that leave a lasting impression.

Naturescape is a color collection

born from the concept:

“Bringing nature’s colors into interior spaces.”

GOOD DESIGN
AWARD 2023



03

Shoreline

TH 34099 – TH 34112

04

Fertile Land

TH 34113 – TH 34126

Shades of Air

The sky, glanced at so casually at dusk
Captivated by the ever-changing breath of nature

INTERIOR IMAGE / TH 34072

Width 92.5 cm ↕64.1 cm ↔92.5 cm

Deodorant

Anti-Mold | Anti-Bacterial | Anti-Scratch | Deodorant | Water Repellent

Notes: 04, 05 Please be sure to check p. 272.

TH 34071

TH 34075 NEW

TH 34079

TH 34082

TH 34072

TH 34076


TH 34080

TH 34083

TH 34073


TH 34077


TH 34081

TH 34084

TH 34074


TH 34078

Shades of Air

TH 34071～TH 34084

01

Naturescape

Forest Path

Guided by the softly falling light,
we hurry through the gaps in the trees -
my heart throbbing with excitement for the unseen scenery

INTERIOR IMAGE / TH 34095

Width 92 cm
Anti-Mold | Anti-Bacterial | Anti-Scratch | Water Repellent

TH 34085

TH 34089

TH 34093

TH 34096


TH 34086

TH 34090

TH 34094

TH 34097


TH 34087

TH 34091

TH 34095


TH 34098

TH 34088

TH 34092

Forest Path

TH 34085～TH 34098

02

Naturescape

Shoreline

Waves lapping playfully against the shore
A luxurious time spent strolling,
savoring the expressions of nature

INTERIOR IMAGE / TH 34111

Width 92 cm ↕32 cm ↔46.2 cm

Urethane Coating

Anti-Mold | Anti-Bacterial | Anti-Scratch | Urethane Coating | Water Repellent

Note: 01 Please be sure to check p. 272.

TH 34099

TH 34103

TH 34107

TH 34110

TH 34100

TH 34104

TH 34108

TH 34111


TH 34101

TH 34105

TH 34109

TH 34112


TH 34102

TH 34106

Shoreline

TH 34099～TH 34112

03

Naturescape

Fertile Land

Standing alone upon the vast earth,
the memory of the soil calls out to me
Surrendering to its rich, profound warmth

INTERIOR IMAGE / TH 34123

Width 92.5 cm ↕64.1 cm ↔92.5 cm
Anti-Mold | Anti-Bacterial | Water Repellent
Notes: 01, 04 Please be sure to check p. 272.

TH 34113 NEW Easy Installation

TH 34117 NEW Easy Installation

TH 34121 NEW Easy Installation

TH 34124 NEW Easy Installation

TH 34114 NEW Easy Installation

TH 34118 NEW Easy Installation

TH 34122 NEW Easy Installation

TH 34125 NEW Easy Installation

TH 34115 NEW Easy Installation

TH 34119 NEW Easy Installation

TH 34123 NEW Easy Installation

TH 34126 NEW Easy Installation

TH 34116 NEW Easy Installation

TH 34120 NEW Easy Installation

Fertile Land

TH 34113～TH 34126

04

Naturescape

process#100

CONTRACT SERIES

2025-2028 | 18 PATTERNS | 64 COLORS

TH 34131



TH 34131 NEW

Easy Installation

TH 34132 NEW

TH 34134 NEW

Easy Installation

TH 34133 NEW



TH 34135 NEW

Easy Installation

SILMERE

process#100

Width 92 cm ↕64.1 cm ↔92 cm

Anti-Mold | Anti-Bacterial | Water Repellent

Note: 05 Please be sure to check p. 272.



TH 34136

TH 34136 NEW Easy Installation

TH 34137 NEW Easy Installation



TH 34139 NEW Easy Installation

TH 34138 NEW Easy Installation

TH 34140 NEW Easy Installation

SHIZUSHI

process#100

Width 92 cm

Anti-Mold

Note: 04 Please be sure to check p. 272.



TH 34141 Easy Installation

TH 34142 Easy Installation



TH 34144 Easy Installation

TH 34143 Easy Installation



TH 34145 Easy Installation

SLOW AND MELLOW

process#100

Width 92 cm ↕32.1 cm ↔46.2 cm (Emboss Repeat) ●Random Match

Anti-Mold | Anti-Bacterial

Note: 04 Please be sure to check p. 272.

TH 34145

Karimoku Furniture ▶ Karimoku Case / N-SC01 | Side Chair / https://www.karimoku-case.com

TH 34146 NEW

Easy Installation

TH 34147 NEW

Easy Installation

TH 34148 NEW

Easy Installation

DRESYP

process#100

Width 92.5 cm ↕64 cm ↔92.5 cm

Anti-Mold | Anti-Bacterial

Note: 04 Please be sure to check p. 272.

TH 34146

MERIDIANI / OMOBiTO ▶ MERIDIANI / RENÉ small armchair / https://meridiani.co.jp

TH 34149

TH 34149 Easy Installation

TH 34150 Easy Installation

TH 34151 Easy Installation

SMOKY CHIC

process#100

Width 92 cm ↕62.8 cm ↔92 cm (Emboss Repeat)

Anti-Mold | Anti-Bacterial | Anti-Scratch | Water Repellent

TH 34152 · HZ-5219 (P.44)



TH 34152 NEW

Easy Installation

TH 34153 NEW

Easy Installation

TH 34154 NEW

Easy Installation

KOMFORTA

process#100

Width 92 cm ↕64 cm ↔92 cm

Anti-Mold

TH 34157

TH 34155



TH 34156



TH 34157

OBORO

process#100

Width 92 cm ↕46.3 cm ↔46 cm

Anti-Mold | Anti-Bacterial | Anti-Scratch | Water Repellent

TH 34158

Audo Copenhagen Tokyo Showroom ▶ Audo Copenhagen / Snaregade Dining Table Round / https://audocph.jp
Audo Copenhagen Tokyo Showroom ▶ Audo Copenhagen / Harbour Dining Chair, Wooden Base, Upholstered / https://audocph.jp

TH 34158 NEW Easy Installation

TH 34159 Easy Installation



TH 34160 Easy Installation

TH 34161 Easy Installation

TH 34162 Easy Installation

FANCY GEOLOGY

process#100

Width 92.5 cm ↕64.1 cm ↔92.5 cm

Anti-Mold

Note: 04 Please be sure to check p. 272.

TH 34165 · HZ-5226 (P.45)

Audo Copenhagen Tokyo Showroom ▶ Audo Copenhagen / The Seal Lounge Chair, Low Back / https://audocph.jp

TH 34163 NEW Easy Installation

TH 34164 NEW Easy Installation

TH 34165 NEW Easy Installation

TH 34166 NEW Easy Installation

TH 34167 NEW Easy Installation

HIZKI

process#100

Width 92 cm ↕21.4 cm ↔46.1 cm

Anti-Mold | Anti-Bacterial

Note: 04 Please be sure to check p. 272.

TH 34172



TH 34168 Easy Installation

TH 34169 Easy Installation

TH 34170 Easy Installation

TH 34171 Easy Installation

TH 34172 Easy Installation

WAVING SHADOW

process#100

Width 92 cm

Anti-Mold | Anti-Bacterial

Note: 04 Please be sure to check p. 272.

TH 34168 · HZ-5222 (P.45)

MERIDIANI / OMOBiTO ▶ MERIDIANI / RENÉ sofa / https://meridiani.co.jp
Studio NOI ▶ OLUCE / Atollo 235 / https://www.studio-noi.com

TH 34177



TH 34173



TH 34174 Long-Term

TH 34176

TH 34175



TH 34177

SPLENDOR

process#100

Width 92 cm

Anti-Mold | Anti-Bacterial | Anti-Scratch

TH 34178

TH 34179



TH 34181

TH 34180



TH 34182

TRAJECTORY

process#100

Width 92.5 cm ↕64 cm ↔92.5 cm (Emboss Repeat)

Anti-Mold | Water Repellent

Note: 02 Please be sure to check p. 272.

TH 34180



TH 34183 NEW



TH 34184 NEW

HORIZONS

process#100

Width 92.5 cm ↕64 cm ↔92.5 cm (Emboss Repeat)

Anti-Mold | Anti-Bacterial

Notes: 01, 05 Please be sure to check p. 272.

TH 34183

OMOBiTO ▶ MOHEBBAN / Patchwork Basic L16 LIGHT GREY 240x170cm / https://mohebban.omobito.jp
Trishna Jivana ▶ Art "Contemplative" / 03-3234-3971

TH 34185

TH 34185 NEW



TH 34186 NEW

REVERIE

process#100

Width 92 cm ↕64.2 cm ↔92 cm

Anti-Mold | Anti-Bacterial

Note: 05 Please be sure to check p. 272.

TH 34187

ACTUS ▶ Poliform / IPANEMA LOUNGE CHAIR / https://www.actus-interior.com/

TH 34187



TH 34188

SHIMMER RIVER

process#100

Width 92.5 cm ↕64 cm ↔92.5 cm (Emboss Repeat)

Deodorant

Anti-Mold | Anti-Bacterial | Anti-Scratch | Deodorant

Notes: 04, 05 Please be sure to check p. 272.

TH 34189 NEW

TH 34190 NEW

CAVIERA

process#100

Width 92 cm ↕64.1 cm ↔92 cm

Anti-Mold | Anti-Bacterial | Water Repellent

Notes: 04, 05 Please be sure to check p. 272.

TH 34189

TH 34191 NEW

TH 34192 NEW

DROITE

process#100

Width 92 cm ↕64.1 cm ↔92 cm

Anti-Mold | Anti-Bacterial | Water Repellent

Notes: 04, 05 Please be sure to check p. 272.

TH 34191

TH 34194



TH 34193

Easy Installation



TH 34194

Easy Installation

PETRICHOR

process#100

Width 92 cm ↕64.1 cm ↔92 cm

Deodorant

Anti-Mold | Anti-Bacterial | Deodorant

Note: 04 Please be sure to check p. 272.

HIGH GRAFICA

Select Order

Order Made Product

From process#100, our original brand built on the concept of "Individuality and Sophistication," we offer digital-print designs that let you experience the brand's worldview with greater freedom and dynamism. HIGH GRAFICA "Select Order" is a service where you can order digital-print wallpaper simply by choosing an item number from our dedicated content catalog. Ordering is easy because the design layout size and recommended base material are predetermined.
For other design content and ordering methods for HIGH GRAFICA "Select Order," please refer to p. 222.

*For important points to note regarding orders, please visit the product details page on our website.

You can view the full lineup of digital-print design content from process#100 by scanning the QR code on the right.▶

(Japanese)

HZ-5218・TH34152（P.30）

SHOALUX

Size

Item No.	HZ-5218～5221
Base Wallpaper	D-003 Sand Texture
Size	900 mm x 4-Panels/3600 x 2700 mm

HZ-5218

HZ-5219

HZ-5220



HZ-5221

HZ-5224・TH34172（P.34）
MERIDIANI / OMOBiTO ▶ MERIDIANI / RENÉ sofa / https://meridiani.co.jp
Studio NOI ▶ OLUCE / Atollo 235 / https://www.studio-noi.com

UNFORMA

Size

Item No.	Base Wallpaper	Size
HZ-5222 ～5225	D-003 Sand Texture	900 mm x 4- Panels/3600 x 2700 mm



HZ-5222

HZ-5224

HZ-5223



HZ-5225

HZ-5228・TH34165（P.33）
Audo Copenhagen Tokyo Showroom ▶ Audo Copenhagen / The Seal Lounge Chair, Low Back / https://audocph.jp

WIND RIPPLE

Size

Item No.	Base Wallpaper	Size
HZ-5226～5229	D-003 Sand Texture	900 mm x 4- Panels/3600 x 2700 mm

HZ-5226

HZ-5228

HZ-5227

HZ-5229

The biocloth is a sustainable wallpaper
made from plant-derived raw materials.

GOOD DESIGN
AWARD 2024

biocloth

for contract

Wallcoverings for the sustainable future,
created from plant-based materials.

KEY-KILT ▶ NIKARI / APRIL TABLE middle / https://keykilt-product.com

TH 34205

Warm Woven

TH 34051

Deep Drape

01

Biomass Mark certified vinyl wallpaper that uses a plasticizer made primarily from vegetable oil

By eliminating petroleum-derived plasticizers, it helps conserve fossil resources.

02

Safe and Secure: Phthalate-Free*

Phthalate plasticizer-free. Use with greater confidence and safety.

03

A non-fluorine-based water repellent with a lower environmental impact

A water repellent with a lower environmental impact is used, providing the same water repellent performance as conventional products.

04

Consistent workability

While being a sustainable wallpaper, it offers the same workability as general vinyl wallpaper.

What is the Biomass Mark?

The Biomass Mark is a symbol for environmentally friendly products that utilize biological resources (biomass). It is certified by the Japan Organics Recycling Association (JORA).

バイオマス
Applicable Part: Wallpaper
No.210125

*Due to adhesion to production equipment during manufacturing processes, trace contamination of less than 0.5% by product weight may occur.

Veil Swimming



Serene Stucco



TH 34201 NEW

Same-Pattern REATEC TN-5695

TH 34202 NEW

Same-Pattern REATEC TN-5693

TH 34204 NEW

TH 34203 NEW



TH 34205 NEW

biocloth

Warm Woven

A sophisticated textile design that combines the warmth of a rustic weave with an elegant, solid texture.

Width 92.5 cm ↕64.1 cm ↔92.5 cm

Anti-Mold | Anti-Bacterial | Water Repellent

Notes: 04, 11 Please be sure to check p. 272.

TH 34205

KEY-KILT ▶ NIKARI / AKADEMIA / https://keykilt-product.com

ACTUS ▶ NATADOLA / KORA DININGTABLE / https://online.actus-interior.com ACTUS ▶ TECTA / D9 CHAIR / https://online.actus-interior.com Lynnbelys ▶ LYFA / VERONA 320 PENDANT / https://www.lynnbelys.com

TH 34040(P.10) NEW

TH 34050(P.10) NEW

TH 34052(P.10) NEW



TH 34051(P.10) NEW

TH 34045(P.10) NEW

biocloth

Deep Drape

A fabric texture featuring a deep woven structure and an elegant pearlescent shimmer, imparting a sense of serene tranquility.

Width 92 cm

Anti-Mold | Anti-Bacterial | Water Repellent

Notes: 04, 05 Please be sure to check p. 272.



Karimoku New Standard ▼ Elephant Sofa 3-Seater Bench / https://www.karimoku-newstandard.jp



TH 34206 NEW



TH 34207 NEW

TH 34209 NEW

TH 34208 NEW

TH 34210 NEW

biocloth

Veil Swimming

The smooth, beautiful blue tone and delicate embossed texture evoke the feeling of standing beside clear waters.

Width 92 cm ↕64.2 cm ↔92 cm

Anti-Mold | Anti-Bacterial | Water Repellent

Notes: 04, 05 Please be sure to check p. 272.



TH 34211 NEW

TH 34212 NEW

TH 34214 NEW

TH 34213 NEW

TH 34215 NEW

biocloth

Serene Stucco

A painted design featuring broad strokes and calm colors
that create a soft, comforting embrace.

Width 92.5 cm ↕64.1 cm ↔92.5 cm
Anti-Mold | Anti-Bacterial | Water Repellent

Note: 05 Please be sure to check p. 272.

TH 34214

&Tradition ▶ TOPAN PENDANT VP6 / https://andtradition.jp

Eco Reflect

Functional wallpaper that brightens a room is even more powerful

Eco Reflect is a functional wallpaper designed to make interior spaces brighter through a special formulation with high light reflectance. This product can be expected to provide energy-saving benefits by reducing the number of lighting fixtures needed in offices and allowing lights to remain off during the daytime. It is compatible with a wide range of lighting types, including fluorescent, incandescent, and LED light sources. The light reflectance of the previous Eco Reflect has been further improved, resulting in approximately a 7% increase in illuminance and power-saving performance. Additionally, a new super durable Eco Reflect specification offering superior surface strength is now available.

*Eco Reflect is patented in Japan (Patent No. 6144953)

Under a power consumption of approx. 8.1 W

Illuminance: approx. 21% increase



General vinyl wallpaper ▶ Approx. 495 lx

Eco Reflect ▶ Approx. 600 lx

Under an illuminance of approx. 600 lx

Power consumption:

General vinyl wallpaper:
Approx. 9.3 W

▼

Eco Reflect:
Approx. 8.1 W

*The above test results are measured values and are not guaranteed values.
*The functional properties and test results described on this page are based solely on Japanese national standards or our own internal specifications, testing methods, and criteria.
We have not conducted any testing based on the standards, testing methods, or criteria of other countries or regions where the product may be sold or used.

TH 34221

TH 34221 NEW

Width 92 cm
Anti-Mold | Anti-Bacterial
Water Repellent | Light Diffusion
Note: 05 Please be sure to check p. 272.

TH 34222 NEW

Width 92 cm
Anti-Mold | Anti-Bacterial
Water Repellent | Light Diffusion
Note: 05 Please be sure to check p. 272.

TH 34223 NEW

Width 92 cm
Anti-Mold | Anti-Bacterial
Water Repellent | Light Diffusion
Note: 05 Please be sure to check p. 272.

TH 34224 NEW

Width 92 cm
Anti-Mold | Anti-Bacterial
Water Repellent | Light Diffusion
Note: 05 Please be sure to check p. 272.

TH 34224・34227　Flooring：WD-2011 (2023-2026 FLOOR TILE)

TH 34225 NEW

Width 92 cm
Super Durable
Anti-Mold | Anti-Bacterial | Anti-Scratch
Super Durable | Stain Prevention
Light Diffusion
Notes: 05, 07　Please be sure to check p. 272.

TH 34226 NEW

Width 92 cm
Super Durable
Anti-Mold | Anti-Bacterial | Anti-Scratch
Super Durable | Stain Prevention
Light Diffusion
Notes: 05, 07　Please be sure to check p. 272.

TH 34227 NEW

Width 92 cm
Super Durable
Anti-Mold | Anti-Bacterial | Anti-Scratch
Super Durable | Stain Prevention
Light Diffusion
Notes: 05, 07　Please be sure to check p. 272.

TH 34228 NEW

Width 92 cm
Super Durable
Anti-Mold | Anti-Bacterial | Anti-Scratch
Super Durable | Stain Prevention
Light Diffusion
Notes: 05, 07　Please be sure to check p. 272.

MEGURe WALL

GOOD DESIGN AWARD 2022

iF DESIGN AWARD 2024

Eco-Friendly Wallpaper “MEGUReWALL”
— made from recycled resources

Wood Recycling

HINOKI

TH 34231-34234

Offcuts from processing cypress wood are crushed and reused as the surface material for wallpaper.

Resin Recycling

NADARAKA / DANDAN

TH 34235-34238 / TH 34239-34240

Resin offcuts from vehicle cushioning materials are repurposed as surface materials. Recycled materials are also used for the backing paper.

Rice Husk Recycling

ZARARI / JOU

TH 34241-34245 / TH 34246-34250

Rice husks produced during the rice threshing process are finely crushed and reused. This wallpaper features a distinctive matte texture with a natural, grainy feel.

MEGUReWALL helps reduce CO_2 emissions and supports the realization of a decarbonized society

38% CO_2 Reduction Rate — Using recycled materials reduces CO_2 emissions throughout the product lifecycle.

73% Recycled Material Ratio — Indicates the product’s recycled material ratio.

*The CO_2 reduction rate shows a value calculated by comparing a representative MEGUReWALL item number with a general vinyl wallpaper.
*The recycled material ratio is a theoretical value calculated based on product specifications.
*The above values are calculated estimates and are not guaranteed values. Minor variations may occur depending on the manufacturing batches and other factors.
*The functional properties and test results described on this page are based solely on Japanese national standards or our own internal specifications, testing methods, and criteria.
We have not conducted any testing based on the standards, testing methods, or criteria of other countries or regions where the product may be sold or used.

HINOKI

TH 34231

TH 34233 NEW

TH 34232

TH 34234 NEW

Material Classification: Inorganic Wallpaper (Aggregate)
Width 92 cm
Anti-Mold | Humidity Control
Note: 08 Please be sure to check p. 272.

28% CO_2 Reduction Rate



TH 34232

NADARAKA

TH 34235

TH 34237

TH 34236

TH 34238

Material Classification: Plastic Wallpaper

Width 92 cm
Anti-Mold

Note: 09 Please be sure to check p. 272.

DANDAN

TH 34239

TH 34240 NEW

Material Classification: Plastic Wallpaper

Width 92.5 cm ↕40 cm ↔92.5 cm
Anti-Mold

Note: 09 Please be sure to check p. 272.

TH 34244

ZARARI



TH 34241

TH 34242

TH 34243

TH 34244

TH 34245

Material Classification: Other (Aggregate)

Width 92 cm

Anti-Mold

Note: 10 Please be sure to check p. 272.

CO_2 Reduction Rate

TH 34247・34713 (P.150)

JOU

TH 34246

TH 34247

TH 34248

TH 34249

TH 34250

Material Classification: Other (Aggregate)

Width 100 cm

Anti-Mold | Humidity Control

Note: 10 Please be sure to check p. 272.

38% CO_2 Reduction Rate

TH34251・THB1931 (P.257)

Pure Black

A matte black finish achieved through a special manufacturing process that suppresses light reflection.
This wallpaper absorbs reflected light from walls and ceilings, creating an enveloping sense of stillness and tranquility.



TH 34251 NEW

TH 34252 NEW



TH 34254 NEW

TH 34253 NEW



TH 34255 NEW

Width 92 cm
Anti-Mold

Notes: 02, 04, 05 Please be sure to check p. 272.

If adhesive adheres to the surface of the wallpaper, gently wipe it off with a tightly wrung sponge or cloth.
For other notes, please refer to Notes 02, 04, and 05 on p. 272.

Designer
Izumi Okayasu

President of Izumi Okayasu Lighting Design Office. Izumi Okayasu provides comprehensive lighting design services, including lighting plans for architectural and commercial spaces, lighting fixture designs, and installations, both in Japan and overseas.

TH 34257・34259



TH 34256 NEW

TH 34257 NEW

TH 34259 NEW

TH 34258 NEW



TH 34260 NEW

Width 92 cm

Anti-Mold | Anti-Bacterial | Water Repellent

Notes: 04, 05 Please be sure to check p. 272.

TH 34037(P.8)

Easy Installation

Approximate JPMA color (code) 22-85B

TH 34038(P.8)

Easy Installation

Approximate JPMA color (code) 22-75B

TH 34029(P.8) NEW

Easy Installation

Approximate JPMA color (code) 25-60D

TH 34039(P.8)

Easy Installation

Approximate JPMA color (code) 19-65A

TH 34028(P.8) NEW

Easy Installation

Approximate JPMA color (code) 15-60D

Width 92.5 cm ↕64 cm ↔46.3 cm (Emboss Repeat)

Tough Stretch

Anti-Mold | Anti-Bacterial | Anti-Scratch | Deodorant | Water Repellent | Stretch

Note: 04 Please be sure to check p. 272.

Note about Approximate JPMA color (code)

The Approximate JPMA color (code) is shown; however, this is only an approximate match and is not an identical color.
The appearance of the color tone may vary depending on the texture of the wallpaper, such as its print, embossing, sheen, and so on.
Please check the actual color tone using the samples in the sample book or other physical samples before use.
In addition, the color tone may appear different depending on the usage environment such as lighting conditions and viewing angles, or variations between manufacturing batches.

Products with item numbers shown in blue are also listed on other pages.

TH 34028



TH 34261 NEW

Easy Installation



TH 34262 NEW

TH 34264 NEW

Easy Installation



TH 34263 NEW

TH 34265 NEW

Easy Installation

Width 92 cm

Tough Stretch

Anti-Mold | Anti-Bacterial | Anti-Scratch | Water Repellent | Stretch

Note: 05 Please be sure to check p. 272.

TH 34261 Flooring : IS-2101 (2023-2026 FLOOR TILE)

TH 34266 Flooring : DT-50001 (2023-2026 DT Carpet tile)



TH 34266 NEW

TH 34267 NEW



TH 34269 NEW



TH 34268 NEW



TH 34270 NEW

Width 92 cm ↕32 cm ↔46 cm
Anti-Mold

TH 34273

LIVING MOTIF • Secto Design / Owalo 7020 Table Lamp / https://www.livingmotif.com



TH 34271

TH 34272



TH 34274



TH 34273



TH 34275

Width 92 cm

Anti-Mold | Anti-Bacterial | Anti-Scratch | Water Repellent



TH 34276 NEW

TH 34277 NEW

TH 34279 NEW

TH 34278 NEW



TH 34280 NEW

Width 92 cm

Anti-Virus

Anti-Mold | Anti-Bacterial | Anti-Virus

Notes: 04, 05 Please be sure to check p. 272.

TH 34277・34280

Texture & Color

TH 34281

TH 34282

TH 34283

Width 92.5 cm ↕64.1 cm ↔92.5 cm

Deodorant

Anti-Mold | Anti-Bacterial | Anti-Scratch | Deodorant | Water Repellent

Notes: 04, 05 Please be sure to check p. 272.

TH 34282

TH 34284 Easy Installation



TH 34285 Easy Installation



TH 34286 NEW Easy Installation

Width 92 cm

Tough Stretch

Anti-Mold | Anti-Bacterial | Anti-Scratch | Water Repellent | Stretch

TH 34285

TH 34289



TH 34287 NEW



TH 34288 NEW



TH 34289 NEW

Width 92 cm
Anti-Mold
Notes: 02, 04 Please be sure to check p. 272.



TH 34290・34292

TH 34290 NEW



TH 34291 NEW



TH 34292 NEW

Width 92 cm
Anti-Mold
Note: 04 Please be sure to check p. 272.



TH 34295

STRATFORD



TH 34293 NEW



TH 34294 NEW

TH 34296 NEW

TH 34295 NEW

TH 34297 NEW

Width 92.5 cm ↕64.1 cm ↔92.5 cm
Anti-Mold

Notes: 04, 05 Please be sure to check p. 272.



TH 34298

TH 34299

TH 34301



TH 34300



TH 34302

Width 92 cm

Anti-Mold | Anti-Bacterial

Notes: 02, 05 Please be sure to check p. 272.

TH 34299

STOUR

TH 34303

TH 34307

TH 34311

TH 34304

TH 34308

TH 34312

TH 34305

TH 34309

TH 34313

TH 34306

TH 34310

TH 34314

Width 92 cm

Anti-Mold | Anti-Bacterial | Anti-Scratch

Notes: 05, 06 Please be sure to check p. 272.

TH 34312

TH 34307　Curtain：AC2178 (2023-2026 AC)

TH 34319 · 34323

TH 34318

Blackboard

Designed by SUPPOSE DESIGN OFFICE Co., Ltd.



TH 34315 spring blossom

TH 34319 sea glass



TH 34323 clay



TH 34316 cactus flower



TH 34320 deep aqua



TH 34324 charcoal



TH 34317 brick red



TH 34321 study green



TH 34325 graphite



TH 34318 grasshopper

TH 34322 midnight



TH 34326 black

Width 92 cm

*Patented in Japan (Patent No. 6827705)

Super Durable

Anti-Mold | Anti-Bacterial | Anti-Scratch | Super Durable | Stain Prevention

GOOD DESIGN AWARD 2017

Note: 07 Please be sure to check p. 272.

<Precautions for Installation and Handling>

*Do not use anything other than chalk, as other materials may cause stains or scratches.
*Do not apply excessive force when using chalk, as this may cause scratches or indentations.
*Chalk dust may accumulate in the joints or in the recessed parts of the wallpaper surface.
*To erase writing, first remove loose chalk dust with a dry brush or similar tool, then wipe the surface carefully with a damp microfiber cloth.
*When wet-wiping, rinse the cloth frequently to keep it clean, and repeat the wiping several times.
*For other notes, please refer to Note: 07 on p 272.
*When wet-wiping joint areas, take care not to loosen or peel the wallpaper.
*Please do not write on the wallpaper surface while moisture remains, as chalk dust may solidify and become impossible to remove.
*Please note in advance that repeated writing and erasing may gradually leave residual marks, and the surface cannot be restored to its completely clean original condition.
*Compared to general vinyl wallpaper, a more complex installation process will be required, which may result in increased installation costs.

TH 34327 Long-Term Easy Installation



TH 34328 Easy Installation



TH 34330 NEW Easy Installation



TH 34329 Easy Installation

TH 34331 Easy Installation

Width 92 cm

Anti-Mold | Anti-Scratch | Water Repellent

TH 34327・34330・34375 (P.84)　Flooring：WD-2112 (2023-2026 FLOOR TILE)



TH 34332

Easy Installation

TH 34333



TH 34336

Easy Installation



TH 34334

Easy Installation

TH 34337

Easy Installation

TH 34335

Easy Installation

TH 34338

Easy Installation

Width 92 cm

Anti-Mold | Anti-Scratch | Water Repellent

TH 34332・34338

TH 34339

TH 34344

TH 34347

TH 34340 Long-Term

Same-Pattern REATEC TC-5181

TH 34342

Same-Pattern REATEC TC-4474

TH 34345



TH 34348 NEW

TH 34341 Long-Term

Same-Pattern REATEC TC-4473

TH 34343

TH 34346



TH 34349 NEW

Width 93 cm ↕29.4 cm ↔46.5 cm (Emboss Repeat)

Deodorant

Anti-Mold | Anti-Bacterial | Deodorant

Notes: 02, 04, 11 Please be sure to check p. 272.

TH 34340・34342・34375 (P.84)　Trims：SCN-52・EGJ-452 (P.266)　Flooring：IS-2129 (2023-2026 FLOOR TILE)



TH 34350
Same-Pattern REATEC TN-5173

TH 34351
Same-Pattern REATEC TN-5172

TH 34354

TH 34352
Same-Pattern REATEC TN-5175

TH 34355

TH 34353

TH 34356
Same-Pattern REATEC TN-5177

Width 92 cm ↕56.5 cm ↔92 cm
Anti-Mold | Anti-Bacterial

Notes: 04, 11 Please be sure to check p. 272.



TH 34353・34332 (P.77)



TH 34358・34359・34361

TH 34357

TH 34358

TH 34360

TH 34359

TH 34361

Width 92 cm ↕23.5 cm ↔46.2 cm (Emboss Repeat)

Deodorant

Anti-Mold | Anti-Bacterial | Deodorant

Note: 02 Please be sure to check p. 272.

TH 34364

TH 34362 Long-Term

TH 34363

Width 92 cm
Deodorant
Anti-Mold | Anti-Bacterial | Deodorant
Notes: 05, 06 Please be sure to check p. 272.

TH 34364

TH 34365

Width 92 cm
Anti-Mold | Anti-Bacterial

TH 34366 Long-Term

TH 34367 Long-Term

Width 92 cm
Anti-Mold

TH 34368 Long-Term

TH 34369

Width 92 cm
Deodorant
Anti-Mold | Anti-Bacterial | Deodorant

TH 34370

TH 34371

Width 92 cm
Deodorant
Anti-Mold | Anti-Bacterial | Deodorant
Note: 05 Please be sure to check p. 272.

TH 34372

TH 34373

Width 92 cm ↕23 cm ↔46.2 cm
Deodorant
Anti-Mold | Anti-Bacterial | Anti-Scratch | Deodorant

TH 34368

TH 34370

Texture & Color

TH 34374

TH 34375

Easy Installation

TH 34376

Easy Installation

Width 92.5 cm ↕64 cm ↔92.5 cm (Emboss Repeat)

Anti-Mold | Anti-Bacterial | Water Repellent

Note: 05 Please be sure to check p. 272.

TH 34376

TH 34377

TH 34378

TH 34379

Width 92 cm

Anti-Allergic

Anti-Mold | Anti-Allergic

Note: 05 Please be sure to check p. 272.

TH 34379

TH 34382

TH 34380

TH 34381

TH 34382

Width 92 cm ↕29.7 cm ↔46.2 cm (Emboss Repeat)

Deodorant

Anti-Mold | Anti-Bacterial | Anti-Scratch | Deodorant


TH 34385

TH 34383 NEW

TH 34384 NEW

Easy Installation

TH 34385 NEW

Easy Installation

Width 92 cm ↕32 cm ↔92 cm (Emboss Repeat)

Urethane Coating

Anti-Mold | Anti-Bacterial | Anti-Scratch | Urethane Coating | Water Repellent

Notes: 01, 05 Please be sure to check p. 272.

TH 34386

TH 34389 Approximate JPMA color (code) N-95

TH 34392 Approximate JPMA color (code) 25-90A

TH 34395 Long-Term

TH 34387

TH 34390 Approximate JPMA color (code) N-93

TH 34393 Approximate JPMA color (code) 25-92B

TH 34396

Width 92 cm

Deodorant

Anti-Mold | Anti-Bacterial | Deodorant

TH 34388

Width 92 cm

Anti-Mold | Anti-Bacterial | Anti-Scratch

Notes: 05, 06 Please be sure to check p. 272.

TH 34391 Approximate JPMA color (code) 19-90A

TH 34394 Approximate JPMA color (code) 25-90B

Width 92 cm

Anti-Mold | Anti-Bacterial | Anti-Scratch | Water Repellent

Note: 05 Please be sure to check p. 272.

Note about Approximate JPMA color (code)

The Approximate JPMA color (code) is shown; however, this is only an approximate match and is not an identical color.
The appearance of the color tone may vary depending on the texture of the wallpaper, such as its print, embossing, sheen, and so on.
Please check the actual color tone using the samples in the sample book or other physical samples before use.
In addition, the color tone may appear different depending on the usage environment such as lighting conditions and viewing angles, or variations between manufacturing batches.

TH 34397 Long-Term For Projectors

TH 34398 For Projectors

TH 34399 For Projectors

TH 34400

TH 34401

TH 34402



TH 34403



TH 34404



TH 34405

TH 34406

TH 34407

Width 92 cm

Anti-Mold | Anti-Bacterial | Anti-Scratch

Notes: 04, 05, 06 Please be sure to check p. 272.

TH 34408
Same-Pattern REATEC TA-4757

TH 34409
Same-Pattern REATEC TA-4758

TH 34410

TH 34411
Same-Pattern REATEC TA-4791

TH 34412
Same-Pattern REATEC TA-4737

TH 34413
Same-Pattern REATEC TA-4765

TH 34414

TH 34415

TH 34416
Same-Pattern REATEC TA-4776

TH 34417
Same-Pattern REATEC TA-4752

Width 92 cm

Anti-Mold | Anti-Bacterial | Anti-Scratch | Water Repellent

Notes: 05, 06, 11 Please be sure to check p. 272.

For Projectors Please refer to “Wallpaper for Projectors” on p. 262.

Easy Installation Wallpaper

1. Substantial and thick wallpaper

2. Texture that helps minimize the visibility of substrate unevenness

This product meets our in-house standards for thickness and concealment of substrate unevenness.
It can be used with confidence for projects and renovations where a high-quality finish is essential.



The wallpaper is installed over a substrate with tape applied to simulate unevenness

Easy installation wallpaper provides excellent concealment of substrate unevenness, minimizing its visibility.

*The appearance may vary depending on the viewing angle and environmental factors such as the lighting source and how the light hits the surface.
*The level of concealment of substrate unevenness differs depending on the product.
*The functional properties and test results described on this page are based solely on Japanese national standards or our own internal specifications, testing methods, and criteria.



TH 34423　Flooring：NTH-71403 (2023-2026 NT700 Carpet tile)

TH 34024 (P.6) NEW　Easy Installation
Approximate JPMA color (code) N-93

TH 34037 (P.8)　Easy Installation
Approximate JPMA color (code) 22-85B

TH 34025 (P.6) NEW　Easy Installation
Approximate JPMA color (code) N-90

TH 34038 (P.8)　Easy Installation
Approximate JPMA color (code) 22-75B

TH 34026 (P.6) NEW　Easy Installation
Approximate JPMA color (code) N-80

Width 92 cm
Anti-Virus
Anti-Mold | Anti-Bacterial | Anti-Virus

TH 34039 (P.8)　Easy Installation
Approximate JPMA color (code) 19-65A

Width 92.5 cm　↕64 cm　↔46.3 cm
(Emboss Repeat)
Tough Stretch
Anti-Mold | Anti-Bacterial | Anti-Scratch
Deodorant | Water Repellent | Stretch

Note: 04　Please be sure to check p. 272.

Note about Approximate JPMA color (code)

The Approximate JPMA color (code) is shown; however, this is only an approximate match and is not an identical color.
The appearance of the color tone may vary depending on the texture of the wallpaper, such as its print, embossing, sheen, and so on.
Please check the actual color tone using the samples in the sample book or other physical samples before use.
In addition, the color tone may appear different depending on the usage environment such as lighting conditions and viewing angles, or variations between manufacturing batches.

Products with item numbers shown in blue are also listed on other pages.

TH 34421 Long-Term Easy Installation

TH 34422 Easy Installation

Width 92 cm
Deodorant
Anti-Mold | Anti-Bacterial | Deodorant

TH 34423 Easy Installation

TH 34424 Easy Installation

Width 92 cm
Tough Stretch
Anti-Mold | Anti-Bacterial | Anti-Scratch | Water Repellent | Stretch

TH 34425 Long-Term Easy Installation

TH 34426 Easy Installation

Width 92.5 cm ↕30.7 cm ↔46.4 cm (Emboss Repeat)
Deodorant
Anti-Mold | Anti-Bacterial | Anti-Scratch | Deodorant

TH 34375 (P.84) Easy Installation

TH 34376 (P.84) Easy Installation

Width 92.5 cm ↕64 cm ↔92.5 cm (Emboss Repeat)
Anti-Mold | Anti-Bacterial | Water Repellent

TH 34427 Long-Term Easy Installation

TH 34428 Easy Installation

Width 92 cm
Anti-Mold | Stretch

TH 34429 Long-Term Easy Installation

Width 92 cm
Anti-Mold | Anti-Scratch

TH 34430 Long-Term Easy Installation

Width 92 cm
Deodorant
Anti-Mold | Anti-Bacterial | Deodorant

Products with item numbers shown in blue are also listed on other pages.

TH 34431 Easy Installation

TH 34432 NEW Easy Installation

Width 92 cm
Tough Stretch
Anti-Mold | Anti-Bacterial | Anti-Scratch | Water Repellent | Stretch

TH 34433 NEW Easy Installation

TH 34434 Easy Installation

Width 92 cm
Anti-Mold | Anti-Bacterial



TH 34327 (P.76) Long-Term Easy Installation



TH 34328 (P.76) Easy Installation

Width 92 cm
Anti-Mold | Anti-Scratch | Water Repellent



TH 34435 NEW Easy Installation



TH 34436 NEW Easy Installation

Width 92 cm
Anti-Mold | Anti-Bacterial | Water Repellent

TH 34437 NEW Easy Installation

TH 34438 NEW Easy Installation

TH 34439 NEW Easy Installation



TH 34440 NEW Easy Installation

Width 92 cm
Tough Stretch
Anti-Mold | Anti-Bacterial | Anti-Scratch | Water Repellent | Stretch

Note: 04 Please be sure to check p. 272.

Products with item numbers shown in blue are also listed on other pages.

TH 34441 Easy Installation

Width 92 cm
Anti-Mold | Anti-Bacterial | Water Repellent

TH 34442 Long-Term Easy Installation

Width 92 cm
Anti-Mold | Stretch

TH 34443 Long-Term Easy Installation

Width 92 cm
Urethane Coating
Anti-Mold | Anti-Scratch | Urethane Coating



TH 34444 Long-Term Easy Installation

Width 92 cm
Deodorant
Anti-Mold | Anti-Bacterial | Deodorant

TH 34445 Easy Installation

Width 92 cm
Deodorant
Anti-Mold | Anti-Bacterial | Deodorant

TH 34446 Long-Term Easy Installation

Width 92 cm
Anti-Mold | Anti-Bacterial

TH 34447 Long-Term Easy Installation

Width 92 cm
Anti-Mold | Anti-Bacterial



TH 34448 Easy Installation

Width 92 cm ↕32.1 cm ↔46.2 cm
●Random Match
Anti-Mold | Anti-Bacterial

TH 34449 Long-Term Easy Installation

Width 92 cm
Anti-Mold

TH 34450 Long-Term Easy Installation

Width 92 cm
Urethane Coating
Anti-Mold | Anti-Scratch | Urethane Coating

TH 34451 Long-Term Easy Installation

Width 92 cm
Deodorant
Anti-Mold | Anti-Bacterial | Deodorant

TH 34452 Long-Term Easy Installation

Width 92 cm
Anti-Mold | Anti-Bacterial

Film Stain Prevention - Barrier Type

EVAL BARRIER CLOTH

1. Excellent Stain Resistance, Chemical Resistance, and Antibacterial Performance

Stains can be easily wiped off with water or a neutral detergent.
Its excellent chemical resistance and antibacterial properties make maintenance effortless and help keep the space hygienic.

2. Odor-Blocking Deodorizing Effect

The EVAL film on the surface acts as a barrier against odor components, helping to prevent odors from permeating the wallpaper and suppress their emission of smells.

3. Excellent Surface Strength and Scratch Resistance

The high-strength EVAL film effectively helps prevent surface scratches and peeling that can occur when objects bump against the wallpaper.

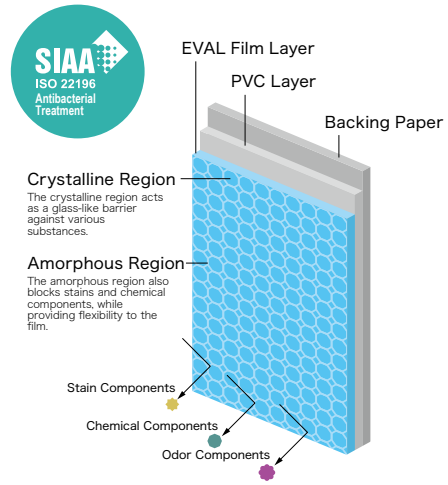

■ Stain Resistance Test Results

This test evaluates stain prevention performance 24 hours after exposure to various contaminants.

Contaminants	Film Stain Prevention - Barrier Type			General Vinyl Wallpaper		
	Water	Neutral Detergent	Alcohol	Water	Neutral Detergent	Alcohol
Coffee	◎	◎	◎	△	△	△
Soy Sauce	◎	◎	◎	×	△	△
Sauce	◎	◎	◎	××	×	×
Orange Juice	◎	◎	◎	○	◎	◎
Water-based Marker	○	◎	◎	×	×	×
Crayon	△	◎	◎	××	××	××
Oil-based Marker	××	×	◎	××	××	××
Lipstick	△	◎	◎	××	×	××

[Test Method]
Based on the Wallcoverings Association's "Stain Prevention Wallpaper Performance Test," and the contaminants determined according to our in-house standards.
[Evaluation Criteria]
The degree of staining is evaluated using the gray scale for assessing staining specified in JIS L 0805.
◎: Grade 5 — No residual stain ○: Grade 4 — Virtually no residual stain
△: Grade 3 — Slight residual stain ×: Grade 2 — Significant residual stain
××: Grade 1 — Heavy residual stain

■ Antibacterial Performance Comparison Table

The product meets the specified performance requirement of [< 0.63].

	Bacterium A		Bacterium B		Bacterium C	
	Immediately after inoculation	After 24 hours	Immediately after inoculation	After 24 hours	Immediately after inoculation	After 24 hours
Film Stain Prevention - Barrier Type	1.2×10^4	<0.63	1.1×10^4	<0.63	1.2×10^4	<0.63
Polyethylene Film	1.2×10^4	1.5×10^6	1.1×10^4	3.6×10^4	1.2×10^4	7.6×10^4

[Test Method]
Based on the Wallcoverings Association's "Anti-Bacterial Performance Test."

*The above test results are measured values and are not guaranteed values.
*Test results may vary depending on the color and pattern.
*The functional properties and test results described on this page are based solely on Japanese national standards or our own internal specifications, testing methods, and criteria.
We have not conducted any testing based on the standards, testing methods, or criteria of other countries or regions where the product may be sold or used.

■ Chemical Resistance Test Results

This test evaluates the chemical resistance performance 24 hours after exposure to various chemicals.

Chemical Names	Film Stain Prevention - Barrier Type	General Vinyl Wallpaper
Sodium Hypochlorite (6%)	◎	○
Anhydrous Ethanol (99.5 vol%)	◎	◎
Aqueous Ammonia (25%)	◎	◎
Hydrogen Peroxide Solution (3.5 w/v%)	◎	◎
Povidone-Iodine (7%)	△	×
Hydrochloric Acid (9.5%)	○	△
Benzalkonium Chloride Solution (10%)	○	△
Formalin Solution (37%)	◎	◎
Cresol Soap Solution (3%)	◎	◎
Thinner (Undiluted)	◎	○
Lugol's Solution (Undiluted)	○	×
Acrinol (Undiluted)	○	×
MEK (Undiluted)	◎	△

[Test Method]
Based on JIS K 6902B, and the contaminants determined according to our in-house standards.
[Evaluation Criteria]
Comprehensive evaluation based on change in color and physical conditions.
Color Change: The degree of staining is evaluated using the gray scale for assessing staining specified in JIS L 0805.
Physical Change: Appearance changes are evaluated by visual inspection.
◎ ··· No change ○ ··· Slight change
△ ··· Change observed × ··· Obvious change

■ Stain Removal Performance Comparison

Film Stain Prevention - Barrier Type | General Vinyl Wallpaper

[Test Method]
Crayon marks applied to the wallpaper surface and then wiped off using ethanol.

TH 34463　Flooring：IS-2127 (2023-2026 FLOOR TILE)



TH 34461 NEW



TH 34462（1 scale: 10 cm）

TH 34462 NEW



TH 34463 NEW

Width 92 cm　↕6.6 cm　↔6.6 cm　(Emboss Repeat)

Film Stain Prevention - Barrier Type

Anti-Mold | Anti-Bacterial | Stain Prevention

Notes: 04,07　Please be sure to check p. 272.

TH 34464 NEW

TH 34466 (1 scale: 10 cm)

TH 34465 NEW

TH 34466 NEW

Width 92.5 cm ↕32.1 cm ↔92.5 cm (Emboss Repeat)

Film Stain Prevention - Barrier Type

Anti-Mold | Anti-Bacterial | Anti-Scratch | Stain Prevention

Notes : 05, 07 Please be sure to check p. 272.

TH 34465・34193 (P.43)



TH 34468

TH 34467 NEW

TH 34468 NEW



TH 34469 NEW



Width 92 cm ↕31.4 cm ↔30.8 cm (Emboss Repeat)

Film Stain Prevention - Barrier Type

Anti-Mold | Anti-Bacterial | Stain Prevention

Notes: 02, 04, 05, 07 Please be sure to check p. 272.

TH 34472



TH 34470

TH 34471

TH 34472

Width 92.5 cm ↕32 cm ↔46.4 cm ●Random Match

Film Stain Prevention - Barrier Type

Anti-Mold | Anti-Bacterial | Anti-Scratch | Stain Prevention

Notes : 05, 07 Please be sure to check p. 272.

TH 34475

TH 34473



TH 34474

TH 34475

Width 92 cm ↕48.1 cm ↔92 cm

Film Stain Prevention - Barrier Type

Anti-Mold | Anti-Bacterial | Anti-Scratch | Stain Prevention

Note: 07 Please be sure to check p. 272.

TH 34476 Long-Term
Same-Pattern REATEC TC-5179

TH 34477
Same-Pattern REATEC TC-5180

TH 34478

Width 92 cm ↔11.5 cm
Film Stain Prevention - Barrier Type
Anti-Mold | Anti-Bacterial | Anti-Scratch | Stain Prevention
Notes: 05, 07, 11 Please be sure to check p. 272.

TH 34479 NEW

TH 34480 NEW

TH 34481 NEW

Width 92 cm ↔92 cm
Film Stain Prevention - Barrier Type
Anti-Mold | Anti-Bacterial | Stain Prevention
Notes: 04, 05, 07 Please be sure to check p. 272.

TH 34477

TH 34479

3
4
1
2
bell pepper
waterfall
kindergarten
gerbera
HOLIDAY
doll
RESORT
Frugaria X ananassa
onion
vegetable
BREAD
Textiles
SKYMANIA
SUNSET
NATURE

TH 34482・34483・34484・34485・34487・34782 (P.165)



TH 34482

TH 34486 Long-Term



TH 34490



TH 34483



TH 34487



TH 34491



TH 34484



TH 34488



TH 34492



TH 34485



TH 34489



TH 34493

Width 92 cm

Film Stain Prevention - Barrier Type

Anti-Mold | Anti-Bacterial | Anti-Scratch | Stain Prevention

Notes : 05, 07 Please be sure to check p. 272.

TH 34494 Long-Term

TH 34495 Long-Term

TH 34496 Long-Term

TH 34497 Long-Term

Width 92 cm

Film Stain Prevention - Barrier Type

Anti-Mold | Anti-Bacterial | Anti-Scratch | Stain Prevention

Note: 07 Please be sure to check p. 272.



TH 34498 Long-Term

TH 34499

Width 92 cm

Film Stain Prevention - Barrier Type

Anti-Mold | Anti-Bacterial | Anti-Scratch | Stain Prevention

Note: 07 Please be sure to check p. 272.



TH 34500 Long-Term



TH 34501

Width 92 cm

Film Stain Prevention - Barrier Type

Anti-Mold | Anti-Bacterial | Anti-Scratch | Stain Prevention

Note: 07 Please be sure to check p. 272.

TH 34502

TH 34503

Width 92 cm

Film Stain Prevention - Barrier Type

Anti-Mold | Anti-Bacterial | Anti-Scratch | Stain Prevention

Notes : 05, 07 Please be sure to check p. 272.

TH 34504 NEW

TH 34505 NEW

Width 92 cm ↕64 cm ↔92 cm ●Random Match

Film Stain Prevention - Barrier Type

Anti-Mold | Anti-Bacterial | Stain Prevention

Notes : 05, 07 Please be sure to check p. 272.

TH 34506



TH 34509



TH 34507



TH 34510



TH 34508

TH 34511

Width 92.5 cm ↕64.1 cm ↔92.5 cm

Film Stain Prevention - Barrier Type

Anti-Mold | Anti-Bacterial | Anti-Scratch | Stain Prevention

Notes: 01, 02, 07 Please be sure to check p. 272.

TH 34510

ACTUS • Poliform / VENTURA CHAIR / https://www.actus-interior.com

Louis Poulsen Japan • Louis Poulsen / NJP Table Lamp / https://www.louispoulsen.com



TH 34512

TH 34513

Width 92.5 cm ↕33.4 cm ↔46.4 cm (Emboss Repeat)

Film Stain Prevention - Barrier Type

Anti-Mold | Anti-Bacterial | Stain Prevention

Note: 07 Please be sure to check p. 272.

TH 34514

TH 34515

Width 92 cm ↕25 cm ↔46.2 cm

Film Stain Prevention - Barrier Type

Anti-Mold | Anti-Bacterial | Anti-Scratch | Stain Prevention

Note: 07 Please be sure to check p. 272.

TH 34516

TH 34517

Width 92 cm ↕32.1 cm ↔30.7 cm (Emboss Repeat)

Film Stain Prevention - Barrier Type

Anti-Mold | Anti-Bacterial | Anti-Scratch | Stain Prevention

Notes: 01, 02, 07 Please be sure to check p. 272.

TH 34518

Width 92 cm

Film Stain Prevention - Barrier Type

Anti-Mold | Anti-Bacterial | Anti-Scratch
Stain Prevention

Notes : 05, 07 Please be sure to check p. 272.



TH 34518 (1 scale: 10 cm)



TH 34521

Width 92.5 cm ↕21.4 cm ↔30.9 cm
(Emboss Repeat)

Film Stain Prevention - Barrier Type

Anti-Mold | Anti-Bacterial | Stain Prevention

Note: 07 Please be sure to check p. 272.



TH 34521 (1 scale: 10 cm)

TH 34519

Width 92 cm ↕30.7 cm ↔46.2 cm
(Emboss Repeat)

Film Stain Prevention - Barrier Type

Anti-Mold | Anti-Bacterial | Anti-Scratch
Stain Prevention

Note: 07 Please be sure to check p. 272.

TH 34519 (1 scale: 10 cm)

TH 34522

Width 92.5 cm ↕32 cm ↔46.3 cm
(Emboss Repeat)

Film Stain Prevention - Barrier Type

Anti-Mold | Anti-Bacterial | Stain Prevention

Note: 07 Please be sure to check p. 272.



TH 34522 (1 scale: 10 cm)

TH 34520

Long-Term

Width 92 cm ↕30.7 cm ↔46.2 cm
(Emboss Repeat)

Film Stain Prevention - Barrier Type

Anti-Mold | Anti-Bacterial | Anti-Scratch
Stain Prevention

Note: 07 Please be sure to check p. 272.

TH 34520 (1 scale: 10 cm)



TH 34523

Width 92 cm ↕31 cm ↔46.2 cm
(Emboss Repeat)

Film Stain Prevention - Barrier Type

Anti-Mold | Anti-Bacterial | Anti-Scratch
Stain Prevention

Note: 07 Please be sure to check p. 272.

TH 34523 (1 scale: 10 cm)

Film Stain Prevention - Deodorant Type

1. Deodorization of Unpleasant Odors

The deodorant agent blended into the surface film chemically reacts with, adsorbs, and decomposes odor-causing substances. This provides a deodorizing effect against common household odors, cigarette smoke, and formaldehyde.

2. Excellent Stain Resistance and Chemical Resistance

The film facilitates the removal of stains with water or a neutral detergent and offers particularly high stain-resistant performance against water-based stains. It also offers excellent chemical resistance and antibacterial properties, helping to maintain a clean environment.

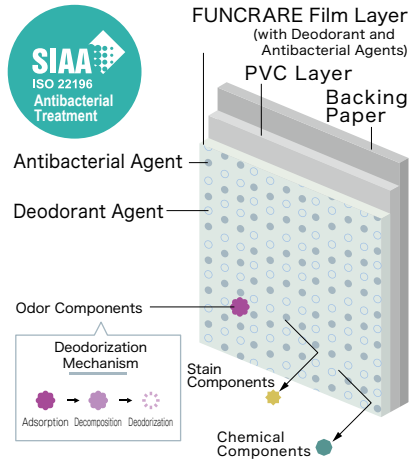

Deodorization Mechanism

The deodorant and antibacterial agents blended into the film chemically react with, adsorb, and decompose odor-causing substances, achieving a deodorizing effect.
The effect lasts for approximately 5 to 10 years, although this varies depending on the environment.

■ Deodorization Performance Test

[Test Results]

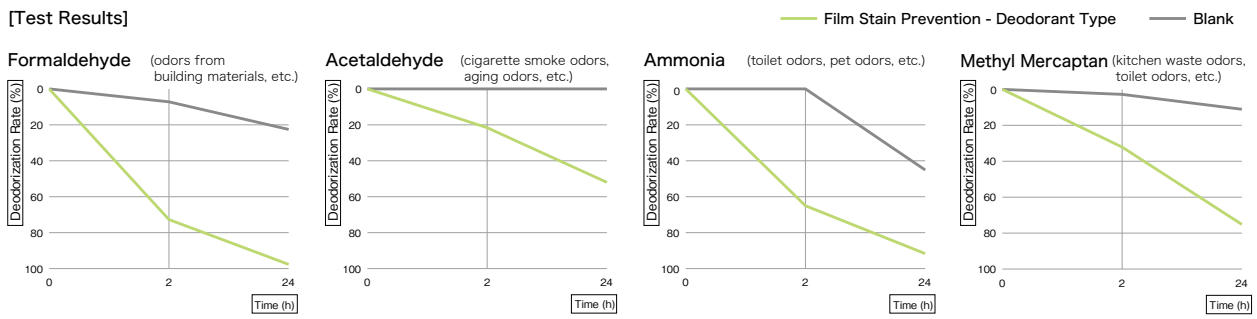

[Test Methods]
1. A 12 cm × 12 cm sample is prepared, and its edges and back surface are sealed with aluminum tape to create a test specimen with an effective area of 100 cm² (10 cm × 10 cm). 2. The test specimen is placed in a 5 L Tedlar bag. 3. Each test gas is adjusted to the predetermined concentration and injected at a specified volume (2 L). 4. Residual gas concentrations after 2 hours and 24 hours are measured using a detector tube. 5. A blank test is defined as the same evaluation performed simultaneously without a sample. 6. The reduction rate is calculated based on the residual amount relative to the initial concentration.

■ Stain Resistance Test Results

This test evaluates stain prevention performance 24 hours after exposure to various contaminants.

Contaminants	Film Stain Prevention - Deodorant Type			General Vinyl Wallpaper		
	Water	Neutral Detergent	Alcohol	Water	Neutral Detergent	Alcohol
Coffee	◎	◎	◎	△	△	△
Soy Sauce	◎	◎	◎	×	△	△
Sauce	◎	◎	◎	××	×	×
Orange Juice	◎	◎	◎	○	◎	◎
Water-based Marker	—	◎	◎	×	×	×
Crayon	—	◎	◎	××	××	××
Oil-based Marker	—	△	○	××	××	××
Lipstick	—	△	×	××	×	××

[Test Method]
Based on the Wallcoverings Association's "Stain Prevention Wallpaper Performance Test."
[Evaluation Criteria]
The degree of staining is evaluated using the gray scale for assessing staining specified in JIS L 0805.
◎: Grade 5 — No residual stain ○: Grade 4 — Virtually no residual stain
△: Grade 3 — Slight residual stain ×: Grade 2 — Significant residual stain
××: Grade 1 — Heavy residual stain
*The above test results are measured values and are not guaranteed values.
*Test results may vary depending on the color and pattern.
*The functional properties and test results described on this page are based solely on Japanese national standards or our own internal specifications, testing methods, and criteria. We have not conducted any testing based on the standards, testing methods, or criteria of other countries or regions where the product may be sold or used.

■ Chemical Resistance Test Results

This test evaluates the chemical resistance performance 24 hours after exposure to various chemicals.

Chemical Names	Film Stain Prevention - Deodorant Type	General Vinyl Wallpaper
Sodium Hypochlorite (6%)	◎	○
Anhydrous Ethanol (99.5 vol%)	◎	◎
Aqueous Ammonia (25%)	◎	◎
Hydrogen Peroxide Solution (3.5 w/v%)	◎	◎
Povidone-Iodine (7%)	◎	×
Hydrochloric Acid (9.5%)	◎	△
Benzalkonium Chloride Solution (10%)	◎	△
Formalin Solution (37%)	◎	◎
Cresol Soap Solution (3%)	◎	◎
Thinner (Undiluted)	◎	○
Lugol's Solution (Undiluted)	△	×
Acrinol (Undiluted)	◎	×
MEK (Undiluted)	◎	△

[Test Method]
Based on JIS K 6902B, and the contaminants determined according to our in-house standards.
[Evaluation Criteria]
Comprehensive evaluation based on change in color and physical conditions.
Color Change: The degree of staining is evaluated using the gray scale for assessing staining specified in JIS L 0805.
Physical Change: Appearance changes are evaluated by visual inspection.
◎ ··· No change ○ ··· Slight change
△ ··· Change observed × ··· Obvious change

TH34002・34003・34007



TH 34007 (P.4) NEW
Approximate JPMA color (code) 65-80D

TH 34011 (P.4) NEW
Approximate JPMA color (code) N-93

TH 34003 (P.4) NEW
Approximate JPMA color (code) 25-80D

TH 34013 (P.4) NEW
Approximate JPMA color (code) 15-85A

TH 34002 (P.4) NEW
Approximate JPMA color (code) 15-80D



TH 34001 (P.4) NEW
Approximate JPMA color (code) 05-80B

TH 34010 (P.4) NEW
Approximate JPMA color (code) 95-70D

Width 92 cm

Film Stain Prevention - Deodorant Type

Anti-Mold | Anti-Bacterial | Anti-Scratch | Stain Prevention | Deodorant

Notes: 02, 05, 07 Please be sure to check p. 272.

Note about Approximate JPMA color (code)

The Approximate JPMA color (code) is shown; however, this is only an approximate match and is not an identical color.
The appearance of the color tone may vary depending on the texture of the wallpaper, such as its print, embossing, sheen, and so on.
Please check the actual color tone using the samples in the sample book or other physical samples before use.
In addition, the color tone may appear different depending on the usage environment such as lighting conditions and viewing angles, or variations between manufacturing batches.

Products with item numbers shown in blue are also listed on other pages.

TH 34531

Long-Term

TH 34532

TH 34535



TH 34533

TH 34536

TH 34534

TH 34537

Width 92 cm

Film Stain Prevention - Deodorant Type

Anti-Mold | Anti-Bacterial | Anti-Scratch | Stain Prevention | Deodorant

Note: 07 Please be sure to check p. 272.

TH 34535・34973 (P.214)

TH 34538

TH 34539

Width 92 cm
Film Stain Prevention - Deodorant Type
Anti-Mold | Anti-Bacterial | Stain Prevention | Deodorant
Note: 07 Please be sure to check p. 272.

TH 34540

TH 34541

Width 92 cm
Film Stain Prevention - Deodorant Type
Anti-Mold | Anti-Bacterial | Stain Prevention | Deodorant
Notes: 02, 07 Please be sure to check p. 272.

TH 34542

TH 34543

TH 34544

TH 34545

Width 92 cm
Film Stain Prevention - Deodorant Type
Anti-Mold | Anti-Bacterial | Stain Prevention | Deodorant
Note: 07 Please be sure to check p. 272.

TH 34546

TH 34546 (1 scale: 10 cm)

Width 92.5 cm ↕32 cm ↔92.5 cm (Emboss Repeat)
Film Stain Prevention - Deodorant Type
Anti-Mold | Anti-Bacterial | Stain Prevention | Deodorant
Note: 07 Please be sure to check p. 272.

TH 34547

TH 34547 (1 scale: 10 cm)

Width 92.5 cm ↕32 cm ↔92.5 cm (Emboss Repeat)
Film Stain Prevention - Deodorant Type
Anti-Mold | Anti-Bacterial | Stain Prevention | Deodorant
Notes : 05, 07 Please be sure to check p. 272.

Super Durable

EVAL BARRIER CLOTH

1. Highly Scratch Resistant

This wallpaper further enhances the durability of the "Film Stain Prevention - Barrier Type" through the strength of the EVAL film and its scratch-resistant surface structure.

2. Highly Impact Resistant

It demonstrates superior impact resistance compared to general vinyl wallpaper.

3. EVAL Film Barrier Function

The EVAL film offers strong resistance to stains and provides an expected deodorization effect. Its excellent chemical resistance and antibacterial properties also make maintenance effortless, helping to maintain a clean and hygienic environment.

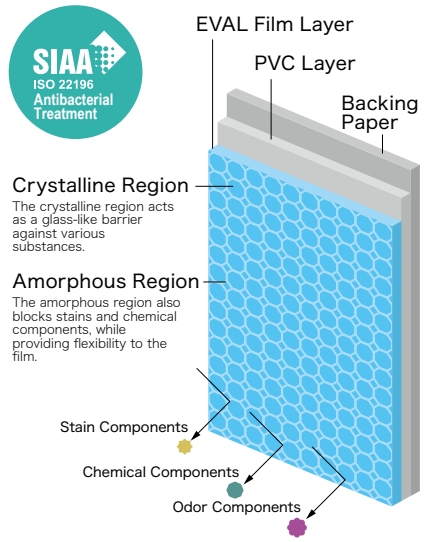

*For details on the functions of the EVAL film, please refer to the function description for the Film Stain Prevention - Barrier Type on p. 92.

■ Surface Strength Test Results for Super Durable

Super Durable meets stricter surface strength criteria.

Test Materials	5 Reciprocating Cycles	15 Reciprocating Cycles	30 Reciprocating Cycles
Super Durable Performance Criteria (*In-house criteria)	Grade 5	Grade 5	Grade 4 or higher
Anti-Scratch Wallpaper Performance Criteria (*Specified by the Wallcoverings Association)	Grade 4 or higher	—	—

[Test Method]
Based on the Wallcoverings Association's "Anti-Scratch Wallpaper Performance Test."

[Evaluation Criteria]
A specified rubbing element (200 g load) is attached and the surface is rubbed 5, 15, and 30 reciprocating cycles, and the degree of surface scratching is visually evaluated.

Grade 5: No visible change upon visual inspection
Grade 4: Minor surface scratches are observed, but no large tears to the surface layer are observed
Grade 3: Tears to the surface layer are clearly observed
Grade 2: The surface layer is torn, and the backing material (such as paper) is clearly observed (tear length less than 1 cm)
Grade 1: The surface layer is torn, and the backing material (such as paper) is clearly observed (tear length 1 cm or more)

■ Surface Strength Performance Comparison

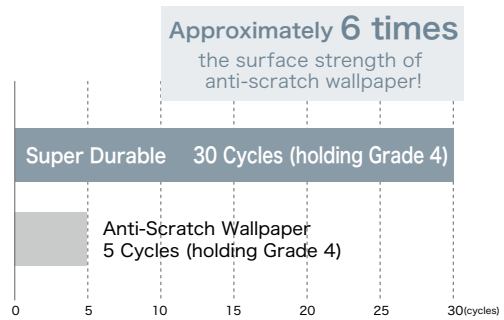

*The above test results are measured values and are not guaranteed values.
*The functional properties and test results described on this page are based solely on Japanese national standards or our own internal specifications, testing methods, and criteria.
We have not conducted any testing based on the standards, testing methods, or criteria of other countries or regions where the product may be sold or used.

■ Surface Strength Performance Comparison


Super Durable

General Vinyl Wallpaper

■ Stain Removal Performance Comparison

Super Durable

General Vinyl Wallpaper

[Test Method]
Crayon marks applied to the wallpaper surface and then wiped off using ethanol.

TH 34551 NEW

TH 34552 NEW

TH 34555

TH 34553 NEW

TH 34556

TH 34554 NEW



TH 34557 NEW

Width 92.5 cm ↕64.1 cm ↔92.5 cm

Super Durable

Anti-Mold | Anti-Bacterial | Anti-Scratch | Super Durable | Stain Prevention

Notes : 05, 07 Please be sure to check p. 272.

TH 34551・34555・34194 (P.43) Flooring : IS-2049 (2023-2026 FLOOR TILE)

TH 34558 NEW

TH 34559 NEW

TH 34562 NEW



TH 34560 NEW

TH 34563 NEW

TH 34561 NEW

TH 34564 NEW

Width 92 cm ↕32.1 cm ↔92 cm ●Random Match

Super Durable

Anti-Mold | Anti-Bacterial | Anti-Scratch | Super Durable | Stain Prevention

Notes：05, 07 Please be sure to check p. 272.

TH 34558 Flooring：IS-2153 (2023-2026 FLOOR TILE)

TH 34565 · 34054 · 34057 · 34747 (P.154)　Flooring : WD-2064 (2023-2026 FLOOR TILE)

TH 34565

TH 34566



TH 34054 (P.12) NEW
Approximate JPMA color (code) 17-70P

TH 34567

TH 34056 (P.12) NEW
Approximate JPMA color (code) 35-50H

TH 34059 (P.12) NEW
Approximate JPMA color (code) 65-40H



TH 34057 (P.12) NEW
Approximate JPMA color (code) 45-50H

Width 92 cm

Super Durable

Anti-Mold | Anti-Bacterial | Anti-Scratch | Super Durable | Stain Prevention

Notes : 05, 07　Please be sure to check p. 272.

Note about Approximate JPMA color (code)

The Approximate JPMA color (code) is shown; however, this is only an approximate match and is not an identical color.
The appearance of the color tone may vary depending on the texture of the wallpaper, such as its print, embossing, sheen, and so on.
Please check the actual color tone using the samples in the sample book or other physical samples before use.
In addition, the color tone may appear different depending on the usage environment such as lighting conditions and viewing angles, or variations between manufacturing batches.

Products with item numbers shown in blue are also listed on other pages.

TH 34574 · 34576

TH 34571 Flooring：DT-50002 (2023-2026 DT Carpet tile)



TH 34568

TH 34573
Same-Pattern REATEC TC-5185



TH 34574
Same-Pattern REATEC TC-5186

TH 34569
Same-Pattern REATEC TC-5189



TH 34571
Same-Pattern REATEC TC-5191



TH 34575
Same-Pattern REATEC TC-5187



TH 34570
Same-Pattern REATEC TC-5190



TH 34572
Same-Pattern REATEC TC-5192



TH 34576
Same-Pattern REATEC TC-5188

Width 92 cm

Super Durable

Anti-Mold | Anti-Bacterial | Anti-Scratch | Super Durable | Stain Prevention

Notes: 07, 11 Please be sure to check p. 272.

TH 34584

TH 34577

For Projectors

Width 92 cm

Super Durable

Anti-Mold | Anti-Bacterial | Anti-Scratch
Super Durable | Stain Prevention

Notes : 05, 07 Please be sure to check p. 272.

TH 34578

Long-Term

Width 92 cm ↕32 cm ↔46.2 cm

●Random Match

Super Durable

Anti-Mold | Anti-Bacterial | Anti-Scratch
Super Durable | Stain Prevention

Note: 07 Please be sure to check p. 272.

TH 34579

Width 92 cm ↕32 cm ↔46 cm

Super Durable

Anti-Mold | Anti-Bacterial | Anti-Scratch
Super Durable | Stain Prevention

Notes: 02, 07 Please be sure to check p. 272.

TH 34580 Long-Term

TH 34581 Long-Term

TH 34582

TH 34583

Width 92 cm

Super Durable

Anti-Mold | Anti-Bacterial | Anti-Scratch | Super Durable | Stain Prevention

Note: 07 Please be sure to check p. 272.

Width 92 cm

Super Durable

Anti-Mold | Anti-Bacterial | Anti-Scratch | Super Durable | Stain Prevention

Note: 07 Please be sure to check p. 272.

TH 34584 Long-Term

Same-Pattern REATEC TN-5168



TH 34585

Same-Pattern REATEC TN-5169



TH 34586 Long-Term



TH 34587

Same-Pattern REATEC TN-5170

Width 92 cm

Super Durable

Anti-Mold | Anti-Bacterial | Anti-Scratch | Super Durable | Stain Prevention

Notes: 07, 11 Please be sure to check p. 272.



TH 34588

TH 34589



TH 34590



TH 34591

Width 92 cm

Super Durable

Anti-Mold | Anti-Bacterial | Anti-Scratch | Super Durable | Stain Prevention

Note: 07 Please be sure to check p. 272.

For Projectors Please refer to “Wallpaper for Projectors” on p. 262.

MATERIA

Modern craftsmanship for Wallcoverings

SINTILA



TH 34601 NEW

TH 34602 NEW



Full-Width 92 cm
TH 34602

Width 92 cm ↕91.6 cm ↔92 cm

Anti-Mold

Note: 04
Please be sure to check p. 272.

TH 34601 Flooring：MDR-1015 (2023-2026 ROLL CARPET)

FODINA



TH 34603 NEW

TH 34605 NEW

TH 34604 NEW

TH 34606 NEW

Width 92 cm ↕64.1 cm ↔92 cm

Anti-Mold | Anti-Bacterial | Water Repellent

Note: 04 Please be sure to check p. 272.

TH 34606 Flooring：GER-1261 (2023-2026 ROLL CARPET)

RANIA

TH 34607 NEW

TH 34608 NEW

Full-Width 92 cm
TH 34607

Width 92 cm ↕64 cm ↔92 cm
●1/2 Drop
Anti-Mold

TH 34607　Flooring：NAR-1404 (2023-2026 ROLL CARPET)

PELGERE

TH 34609 NEW

Easy Installation

TH 34611 NEW

Easy Installation

TH 34610 NEW

Easy Installation

TH 34612 NEW

Easy Installation

Width 92 cm ↕64.2 cm ↔92 cm

Anti-Mold | Anti-Bacterial

Note: 04 Please be sure to check p. 272.

TH 34609・34611 Flooring：IS-2049 (2023-2026 FLOOR TILE)

CODILS

TH 34613 NEW

TH 34614 NEW



Full-Width 92 cm
TH 34614

Width 92 cm ↕64.1 cm ↔92 cm
Anti-Mold

TH 34613

MINETE



TH 34615 NEW



TH 34617 NEW



TH 34616 NEW



TH 34618 NEW

Width 92.5 cm ↕64 cm ↔92.5 cm
Anti-Mold

TH 34615

LINERE

TH 34619 NEW

TH 34620 NEW

Full-Width 92 cm
TH 34620

Width 92 cm ↕64.1 cm ↔92 cm
Anti-Mold

Note: 04
Please be sure to check p. 272.

TH 34619

BERFA

TH 34621 NEW

Easy Installation

TH 34623 NEW

Easy Installation

TH 34622 NEW

Easy Installation

TH 34624 NEW

Easy Installation

Width 92 cm ↕39.6 cm ↔46 cm

Anti-Mold

Note: 04 Please be sure to check p. 272.

TH 34624

LIBETRA

TH 34625 NEW

TH 34626 NEW



Full-Width 92 cm
TH 34626

Width 92 cm ↕64.2 cm ↔92 cm
Anti-Mold

*The installation example photo shows TH34625 installed horizontally. Please note that the tile design is elongated horizontally with respect to the roll direction.

TH 34625 (Horizontal Installation)　Flooring：IS-2076 (2023-2026 FLOOR TILE)

Material

TH 34632

TH 34631 NEW

TH 34632 NEW

Width 92.5 cm ↕61.3 cm ↔92.5 cm

Anti-Mold | Anti-Bacterial | Anti-Scratch | Water Repellent

Full-Width 92.5 cm

TH 34631

TH 34633 NEW
Same-Pattern REATEC TN-5322

TH 34634 NEW
Same-Pattern REATEC TN-5325

Width 92 cm ↕94 cm ↔92 cm

Anti-Mold

Notes: 03, 04, 11 Please be sure to check p. 272.

Full-Width 92 cm

TH 34633

TH 34634 Flooring：IS-2140 (2023-2026 FLOOR TILE)

TH 34635 NEW

TH 34636 NEW

Width 92 cm ↕64.1 cm ↔92 cm
Anti-Mold

Full-Width 92 cm
TH 34635



TH 34636



TH 34637・34502 (P.100)

TH 34640

TH 34637

TH 34638（1 scale: 10 cm）

TH 34639

TH 34639（1 scale: 10 cm）

TH 34638

Width 92.5 cm ↕64.1 cm ↔92.5 cm

Anti-Mold | Anti-Bacterial

TH 34640

Width 92 cm ↕64.1 cm ↔92 cm

Anti-Mold

Full-Width 92 cm
TH 34641

TH 34641 NEW

Width 92 cm ↕92.8 cm ↔92 cm
Anti-Mold

Notes: 04, 05 Please be sure to check p. 272.

TH 34641 Flooring：IS-2076 (2023-2026 FLOOR TILE)

Full-Width 92 cm
TH 34642

TH 34642 NEW

Width 92 cm ↕125 cm ↔92 cm
Anti-Mold

Notes: 03, 05 Please be sure to check p. 272.

TH 34642

TH 34643 NEW

Width 92 cm ↕125 cm ↔92 cm
Anti-Mold

Note: 05 Please be sure to check p. 272.

Full-Width 92 cm
TH 34643



TH 34644

TH 34645 NEW

TH 34646 NEW

Full-Width 92 cm

TH 34644

Width 92 cm ↕92.9 cm ↔92 cm

Anti-Mold

Note: 05 Please be sure to check p. 272.

Full-Width 92 cm

TH 34645

Width 92 cm ↕90 cm ↔92 cm ●1/2 Drop

Anti-Mold | Anti-Bacterial | Water Repellent

Full-Width 92 cm

TH 34646


TH 34647

TH 34648

TH 34649 Flooring：IS-2070-B (2023-2026 FLOOR TILE)



TH 34647 NEW

TH 34648

TH 34649 NEW

Easy Installation

Full-Width 92 cm

TH 34647

Width 92 cm ↕125 cm ↔92 cm

Anti-Mold

Note: 02 Please be sure to check p. 272.

Full-Width 92 cm

TH 34648

Width 92 cm ↕92.9 cm ↔92 cm

Anti-Mold

Full-Width 92.5 cm

TH 34649

Width 92.5 cm ↕80 cm ↔92.5 cm

Anti-Mold | Anti-Bacterial | Water Repellent

Note: 04 Please be sure to check p. 272.

TH 34650

TH 34652

TH 34651

Width 92 cm ↕64.2 cm ↔92 cm
Anti-Mold

TH 34653

Width 92 cm ↕64.2 cm ↔92 cm
Anti-Mold | Anti-Bacterial

TH 34654

TH 34655　Flooring：IS-2082 (2023-2026 FLOOR TILE)

TH 34656・34531 (P.106)



TH 34654 NEW

TH 34655 NEW

TH 34656



TH 34654（1 scale: 10 cm）

Width 92 cm　↕124 cm　↔92 cm
Anti-Mold
Notes: 04, 05　Please be sure to check p. 272.

TH 34655（1 scale: 10 cm）

Width 92 cm　↕64.1 cm　↔92 cm
Anti-Mold
Note: 05　Please be sure to check p. 272.



TH 34656（1 scale: 10 cm）

Width 92 cm　↕64.2 cm　↔92 cm
Anti-Mold

TH 34658



TH 34657

TH 34658

TH 34659

Width 92.5 cm ↕64.1 cm ↔92.5 cm

Deodorant

Anti-Mold | Anti-Bacterial | Deodorant

Notes: 02, 03 Please be sure to check p. 272.

TH 34660

TH 34661



TH 34662

Width 92.5 cm ↕61.3 cm ↔92.5 cm

Deodorant

Anti-Mold | Anti-Bacterial | Deodorant

TH 34661



TH 34663
Same-Pattern REATEC TC-5205

TH 34664
Same-Pattern REATEC TC-5204

TH 34665
Same-Pattern REATEC TC-5206

Width 93 cm ↕94 cm ↔93 cm ●1/2 Drop
Anti-Mold

Notes: 04, 11 Please be sure to check p. 272.

TH 34664・34665

TH 34666

TH 34555・34313 (P.70)

TH 34666

Full-Width 92 cm
TH 34667



TH 34555 (P.109)

Full-Width 92.5 cm
TH 34556



TH 34667

Width 92 cm ↕64 cm ↔92 cm (Emboss Repeat)
Anti-Mold

TH 34556 (P.109)

Width 92.5 cm ↕64.1 cm ↔92.5 cm
Super Durable
Anti-Mold | Anti-Bacterial | Anti-Scratch | Super Durable | Stain Prevention
Note: 07 Please be sure to check p. 272.

TH 34668

TH 34669

TH 34668 NEW

TH 34669 Easy Installation

TH 34670 NEW Easy Installation

Full-Width 93 cm

TH 34668

Width 93 cm ↕125 cm ↔93 cm

Anti-Mold

Note: 05 Please be sure to check p. 272.



Full-Width 92 cm

TH 34669

Width 92 cm

Anti-Mold | Anti-Bacterial

Note: 04 Please be sure to check p. 272.



Full-Width 92 cm

TH 34670



TH 34671



TH 34672

TH 34673

Full-Width 92 cm

TH 34671

Width 92 cm ↕93 cm ↔92 cm

Anti-Mold

Full-Width 93 cm

TH 34672

Width 93 cm ↕125 cm ↔93 cm

Anti-Mold

*The positions and sizes of the tie-rod holes may vary within the repeat, as the design realistically reproduces the appearance of real concrete.

Full-Width 92 cm

TH 34673

Width 92 cm ↕93 cm ↔92 cm

Anti-Mold

TH 34674

Full-Width 93 cm
TH 34674

TH 34674

Width 93 cm ↕94 cm ↔93 cm
Anti-Mold

Notes: 03, 05 Please be sure to check p. 272.

TH 34676



TH 34676（1 scale: 10 cm）

TH 34675

TH 34676

Width 92.5 cm ↕46.1 cm ↔92.5 cm
Anti-Mold | Anti-Scratch
Water Repellent

TH 34677

Width 92 cm ↕93 cm ↔92 cm
Anti-Mold | Anti-Scratch

Note: 05 Please be sure to check p. 272.

Full-Width 92 cm
TH 34677

TH 34677

TH 34678 NEW

Full-Width 92 cm
TH 34678



TH 34679 NEW

Width 92 cm ↕64.1 cm ↔92 cm
Anti-Mold

Notes: 02, 05
Please be sure to check p. 272.

TH 34679・34038 (P.8)

TH 34680

Full-Width 93 cm
TH 34681

TH 34682
Same-Pattern REATEC TD-4548

Full-Width 92.5 cm
TH 34683

TH 34681

Width 93 cm ↕94 cm ↔93 cm
Anti-Mold
Notes: 02, 04 Please be sure to check p. 272.

TH 34683
Same-Pattern REATEC TD-4549

Width 92.5 cm ↕32 cm ↔92.5 cm
Anti-Mold
Notes: 04, 11 Please be sure to check p. 272.



TH 34684 NEW

Full-Width 92.5 cm
TH 34685

TH 34686

20 cm
TH 34686

TH 34685 NEW

Width 92.5 cm ↕55.5 cm ↔46.4 cm
Anti-Mold | Anti-Bacterial | Water Repellent
Notes: 04, 05 Please be sure to check p. 272.

TH 34687

Width 92 cm
Anti-Mold
Notes: 03, 04 Please be sure to check p. 272.

TH 34688

TH 34689

TH 34690

Full-Width 92 cm

TH 34688

Width 92 cm ↕62 cm ↔92 cm

Anti-Mold

Full-Width 93 cm

TH 34689

Width 93 cm ↕47 cm ↔93 cm

Anti-Mold

Note: 03 Please be sure to check p. 272.



Full-Width 93 cm

TH 34690

Width 93 cm ↕47 cm ↔93 cm

Anti-Mold



TH 34691



TH 34692



TH 34693

Full-Width 92 cm

TH 34691

Width 92 cm ↕62 cm ↔92 cm

Anti-Mold | Anti-Scratch



Full-Width 93 cm

TH 34692

Width 93 cm ↕60.5 cm ↔93 cm

Anti-Mold

Full-Width 93 cm

TH 34693

Width 93 cm ↕60.6 cm ↔93 cm

Anti-Mold

Notes: 02, 04 Please be sure to check p. 272.

Wood | PROGRESS WOOD

This wood grain wallpaper achieves an exceptional texture through a specialized printing process.

- Beautifully detailed, delicate wood grain pores
- A special vinyl wallpaper produced using the “Gloss & Matte Printing Process”
- A realistic wood grain texture created by interwoven glossy and matte prints
- All items in this series are available in the same designs as REATEC

PROGRESS WOOD

Conventional Wood Grain Wallpaper

TH 34705

TH 34705

TH 34701
Oak Straight/Flat Grain
Same-Pattern REATEC RW-4035

Width 92.5 cm ↕124 cm ↔92.5 cm
Anti-Mold

Notes: 02, 05, 11
Please be sure to check p. 272.

TH 34704
Ash Straight/Flat Grain
Same-Pattern REATEC RW-4036

Width 92.5 cm ↕124 cm ↔92.5 cm
Anti-Mold

Notes: 02, 05, 11
Please be sure to check p. 272.

TH 34707
Maple Straight/Flat Grain
Same-Pattern REATEC RW-5378

Width 92 cm ↕124 cm ↔92 cm
Anti-Mold

Notes: 02, 05, 11
Please be sure to check p. 272.

TH 34710
Walnut Straight/Flat Grain
Same-Pattern REATEC RW-4052

Width 92 cm ↕124 cm ↔92 cm
Anti-Mold

Notes: 02, 05, 11
Please be sure to check p. 272.

TH 34702
Cherry Straight Grain
Same-Pattern REATEC RW-5425

Width 92 cm ↕92.9 cm ↔92 cm
Anti-Mold

Notes: 02, 05, 11
Please be sure to check p. 272.

TH 34705
Cherry Straight Grain
Same-Pattern REATEC RW-5426

Width 92 cm ↕92.9 cm ↔92 cm
Anti-Mold

Notes: 02, 05, 11
Please be sure to check p. 272.

TH 34708
Olive Ash Straight/Flat Grain
Same-Pattern REATEC RW-5423

Width 92 cm ↕124 cm ↔92 cm
Anti-Mold

Notes: 02, 05, 11
Please be sure to check p. 272.

TH 34711
Walnut Straight/Flat Grain
Same-Pattern REATEC RW-4090

Width 92.5 cm ↕124 cm ↔92.5 cm
Anti-Mold

Notes: 02, 05, 11
Please be sure to check p. 272.

TH 34703
Olive Ash Straight/Flat Grain
Same-Pattern REATEC RW-5421

Width 92 cm ↕124 cm ↔92 cm
Anti-Mold

Notes: 02, 05, 11
Please be sure to check p. 272.

TH 34706
Elm Straight/Flat Grain
Same-Pattern REATEC RW-5751

Width 92.5 cm ↕124 cm ↔92.5 cm
Anti-Mold

Notes: 02, 05, 11
Please be sure to check p. 272.

TH 34709
Walnut Straight/Flat Grain
Same-Pattern REATEC RW-4096

Width 92 cm ↕124 cm ↔92 cm
Anti-Mold

Notes: 02, 05, 11
Please be sure to check p. 272.

TH 34712
Walnut Straight/Flat Grain
Same-Pattern REATEC RW-5386

Width 93 cm ↕125 cm ↔93 cm
Anti-Mold

Notes: 02, 05, 11
Please be sure to check p. 272.

TH 34714



TH 34716

TH 34713

Oak Flat Grain

Same-Pattern REATEC RW-5366

Width 92.5 cm ↕92.9 cm ↔92.5 cm

Anti-Mold

Notes: 02, 05, 11

Please be sure to check p. 272.

TH 34716

Oak Straight/Flat Grain

Same-Pattern REATEC RW-4068

Width 92.5 cm ↕124 cm ↔92.5 cm

Anti-Mold

Notes: 02, 05, 11

Please be sure to check p. 272.

TH 34714

Cherry Straight/Flat Grain

Same-Pattern REATEC RW-5752

Width 92.5 cm ↕124 cm ↔92.5 cm

Anti-Mold

Notes: 02, 05, 11

Please be sure to check p. 272.

TH 34717 NEW

Oak Straight/Flat Grain

Same-Pattern REATEC TC-4257

Width 92 cm ↕124 cm ↔92 cm

Anti-Mold

Notes: 04, 05, 11

Please be sure to check p. 272.

TH 34715

Cherry Straight/Flat Grain

Same-Pattern REATEC RW-5753

Width 92.5 cm ↕124 cm ↔92.5 cm

Anti-Mold

Notes: 02, 05, 11

Please be sure to check p. 272.

TH 34718 NEW

Cherry Straight Grain

Same-Pattern REATEC RW-4078

Width 92 cm ↕124 cm ↔92 cm

Anti-Mold

Notes: 04, 05, 11

Please be sure to check p. 272.

TH 34719
Walnut Straight/Flat Grain

Same-Pattern REATEC RW-4053

Width 92.5 cm ↕124 cm ↔92.5 cm

Anti-Mold

Notes: 02, 05, 11

Please be sure to check p. 272.

TH 34722 NEW
Cherry Straight/Flat Grain

Same-Pattern REATEC RW-5615

Width 92 cm ↕124 cm ↔92 cm

Anti-Mold

Notes: 04, 05, 11

Please be sure to check p. 272.

TH 34720
Cherry Straight Grain

Same-Pattern REATEC RW-5427

Width 92 cm ↕92.9 cm ↔92 cm

Anti-Mold

Notes: 02, 05, 11

Please be sure to check p. 272.

TH 34723
Cherry Straight/Flat Grain

Same-Pattern REATEC RW-5754

Width 92.5 cm ↕124 cm ↔92.5 cm

Anti-Mold

Notes: 02, 05, 11

Please be sure to check p. 272.

TH 34721
Iroko Straight Grain

Same-Pattern REATEC RW-5379

Width 92 cm ↕124 cm ↔92 cm

Anti-Mold

Notes: 02, 05, 11

Please be sure to check p. 272.

TH 34724
Walnut Straight/Flat Grain

Same-Pattern REATEC RW-4094

Width 92.5 cm ↕124 cm ↔92.5 cm

Anti-Mold

Notes: 02, 05, 11

Please be sure to check p. 272.

TH 34720 Trims：EGJ-416 (P.266)

*The installation example photo uses trims. TH34720 features a wood grain design with no seams.



TH 34724 REATEC：RW-4094 (2024-2026 REATEC VOL.12)

Wood | Super Durable

EVAL BARRIER CLOTH

1. Highly Scratch Resistant

This wallpaper further enhances the durability of the “Film Stain Prevention - Barrier Type” through the durability of the EVAL film and its scratch-resistant surface structure.

2. Highly Impact Resistant

It demonstrates superior impact resistance compared to general vinyl wallpaper.

3. EVAL Film Barrier Function

The EVAL film offers strong resistance to stains and provides an expected deodorization effect.
Furthermore, its excellent chemical resistance and antibacterial properties also make maintenance effortless, helping to maintain a clean and hygienic environment.

*For details on the functions of the EVAL film,
please refer to the function description for the Film Stain Prevention - Barrier Type on p. 92.
*The functional properties and test results described on this page are based solely on Japanese national standards or our own internal specifications, testing methods, and criteria.



TH 34738

TH 34725 Line-Wood Straight Grain
Same-Pattern REATEC TC-4167

Width 92 cm ↕93 cm ↔46.1 cm
Super Durable
Anti-Mold | Anti-Bacterial | Anti-Scratch
Super Durable | Stain Prevention

Notes: 05, 07, 11
Please be sure to check p. 272.

TH 34726 Oak Straight Grain

Width 92 cm ↕93 cm ↔46.1 cm
Super Durable
Anti-Mold | Anti-Bacterial | Anti-Scratch
Super Durable | Stain Prevention

Notes: 05, 07
Please be sure to check p. 272.

TH 34727 Oak Straight Grain

Width 92 cm ↕93 cm ↔46.1 cm
Super Durable
Anti-Mold | Anti-Bacterial | Anti-Scratch
Super Durable | Stain Prevention

Notes: 05, 07
Please be sure to check p. 272.

TH 34728 NEW Oak Straight Grain
Same-Pattern REATEC RW-5638

Width 92 cm ↕93 cm ↔92 cm
Super Durable
Anti-Mold | Anti-Bacterial | Anti-Scratch
Super Durable | Stain Prevention

Notes: 05, 07, 11
Please be sure to check p. 272.

TH 34729 Walnut Straight Grain
Same-Pattern REATEC TC-5069

Width 92 cm ↕93 cm ↔92 cm
Super Durable
Anti-Mold | Anti-Bacterial | Anti-Scratch
Super Durable | Stain Prevention

Notes: 05, 07, 11
Please be sure to check p. 272.

TH 34730 Cherry Straight/Flat Grain

Width 92 cm ↕93 cm ↔92 cm
Super Durable
Anti-Mold | Anti-Bacterial | Anti-Scratch
Super Durable | Stain Prevention

Notes: 05, 07
Please be sure to check p. 272.

TH 34731 NEW
Oak Straight Grain
Same-Pattern REATEC RW-4048

Width 92 cm ↕93 cm ↔92 cm
Super Durable
Anti-Mold | Anti-Bacterial | Anti-Scratch
Super Durable | Stain Prevention

Notes: 05, 07, 11
Please be sure to check p. 272.

TH 34734
Cherry Straight/Flat Grain

Width 92 cm ↕93 cm ↔92 cm
Super Durable
Anti-Mold | Anti-Bacterial | Anti-Scratch
Super Durable | Stain Prevention

Notes: 05, 07
Please be sure to check p. 272.

TH 34737 NEW
Oak Straight Grain
Same-Pattern REATEC RW-4069

Width 92 cm ↕93 cm ↔92 cm
Super Durable
Anti-Mold | Anti-Bacterial | Anti-Scratch
Super Durable | Stain Prevention

Notes: 05, 07, 11
Please be sure to check p. 272.

TH 34740
Walnut Straight Grain
Same-Pattern REATEC TC-5071

Width 92 cm ↕93 cm ↔92 cm
Super Durable
Anti-Mold | Anti-Bacterial | Anti-Scratch
Super Durable | Stain Prevention

Notes: 05, 07, 11
Please be sure to check p. 272.

TH 34732
Oak Straight/Flat Grain
Same-Pattern REATEC TC-5656

Width 92 cm ↕93 cm ↔92 cm
Super Durable
Anti-Mold | Anti-Bacterial | Anti-Scratch
Super Durable | Stain Prevention

Notes: 05, 07, 11
Please be sure to check p. 272.

TH 34735
Oak Straight/Flat Grain
Same-Pattern REATEC TC-5657

Width 92 cm ↕93 cm ↔92 cm
Super Durable
Anti-Mold | Anti-Bacterial | Anti-Scratch
Super Durable | Stain Prevention

Notes: 05, 07, 11
Please be sure to check p. 272.

TH 34738
Walnut Straight Grain
Same-Pattern REATEC TC-5070

Width 92 cm ↕93 cm ↔92 cm
Super Durable
Anti-Mold | Anti-Bacterial | Anti-Scratch
Super Durable | Stain Prevention

Notes: 05, 07, 11
Please be sure to check p. 272.

TH 34741
Oak Straight Grain

Width 92 cm ↕93 cm ↔46.1 cm
Super Durable
Anti-Mold | Anti-Bacterial | Anti-Scratch
Super Durable | Stain Prevention

Notes: 05, 07
Please be sure to check p. 272.

TH 34733
Primavera Straight Grain
Same-Pattern REATEC TC-4198

Width 92 cm ↕93 cm ↔92 cm
Super Durable
Anti-Mold | Anti-Bacterial | Anti-Scratch
Super Durable | Stain Prevention

Notes: 05, 07, 11
Please be sure to check p. 272.

TH 34736 NEW
Oak Straight Grain
Same-Pattern REATEC RW-4064

Width 92 cm ↕93 cm ↔92 cm
Super Durable
Anti-Mold | Anti-Bacterial | Anti-Scratch
Super Durable | Stain Prevention

Notes: 05, 07, 11
Please be sure to check p. 272.



TH 34739
Line-Wood Straight Grain
Same-Pattern REATEC TC-4336

Width 92 cm ↕93 cm ↔46.1 cm
Super Durable
Anti-Mold | Anti-Bacterial | Anti-Scratch
Super Durable | Stain Prevention

Notes: 05, 07, 11
Please be sure to check p. 272.

TH 34742 NEW
Oak Straight Grain
Same-Pattern REATEC RW-4119

Width 92 cm ↕93 cm ↔92 cm
Super Durable
Anti-Mold | Anti-Bacterial | Anti-Scratch
Super Durable | Stain Prevention

Notes: 05, 07, 11
Please be sure to check p. 272.

Wood | Easy Installation Wallpaper

1. Substantial and thick wallpaper
2. Texture that helps minimize the visibility of substrate unevenness

This product meets our in-house standards for thickness and concealment of substrate unevenness.
It can be used with confidence for projects and renovations where a high-quality finish is essential.

The wallpaper is installed over a substrate with tape applied to simulate unevenness

Easy installation wallpaper provides excellent concealment of substrate unevenness, minimizing its visibility.

*The appearance may vary depending on the viewing angle and environmental factors such as the lighting source and how the light hits the surface.
*The level of concealment of substrate unevenness differs depending on the product.
*The functional properties and test results described on this page are based solely on Japanese national standards or our own internal specifications, testing methods, and criteria.

TH 34755

TH 34743 Oak Straight/Flat Grain Easy Installation

Width 93 cm ↕125 cm ↔93 cm
Anti-Mold
Notes: 03, 04 Please be sure to check p. 272.

TH 34746 Oak Straight Grain Easy Installation

Width 93 cm ↕125 cm ↔93 cm
Anti-Mold
Notes: 03, 04 Please be sure to check p. 272.

TH 34744 Ash Straight/Flat Grain Easy Installation

Width 93 cm ↕125 cm ↔93 cm
Anti-Mold
Notes: 03, 04 Please be sure to check p. 272.

TH 34747 Oak Flat Grain Easy Installation

Width 93 cm ↕125 cm ↔93 cm
Anti-Mold
Notes: 03, 04 Please be sure to check p. 272.

TH 34745 Oak Straight Grain Easy Installation

Width 93 cm ↕125 cm ↔93 cm
Anti-Mold
Notes: 03, 04 Please be sure to check p. 272.

TH 34748 NEW Oak Straight/Flat Grain Easy Installation

Width 92.5 cm ↕92 cm ↔92.5 cm
Anti-Mold
Note: 04 Please be sure to check p. 272.

TH 34749 Oak Straight/Flat Grain Easy Installation

Width 93 cm ↕125 cm ↔93 cm
Anti-Mold
Notes: 03, 04 Please be sure to check p. 272.

TH 34752 NEW Oak Straight/Flat Grain Easy Installation
Same-Pattern REATEC RW-5649
Same-Pattern Floor Tile WD-2065

Width 92.5 cm ↕92 cm ↔92.5 cm
Anti-Mold
Notes: 04, 11 Please be sure to check p. 272.

TH 34755 Walnut Straight/Flat Grain Easy Installation

Width 93 cm ↕125 cm ↔93 cm
Anti-Mold
Notes: 03, 04 Please be sure to check p. 272.

TH 34758 Walnut Straight/Flat Grain Easy Installation

Width 93 cm ↕125 cm ↔93 cm
Anti-Mold
Notes: 03, 04 Please be sure to check p. 272.

TH 34750 Walnut Straight/Flat Grain Easy Installation

Width 93 cm ↕125 cm ↔93 cm
Anti-Mold
Notes: 03, 04 Please be sure to check p. 272.

TH 34753 NEW Walnut Straight/Flat Grain Easy Installation
Same-Pattern REATEC RW-5647
Same-Pattern Floor Tile WD-2066

Width 92.5 cm ↕92 cm ↔92.5 cm
Anti-Virus
Anti-Mold | Anti-Bacterial | Anti-Virus
Notes: 04, 11 Please be sure to check p. 272.

TH 34756 NEW Walnut Straight/Flat Grain Easy Installation

Width 92.5 cm ↕64.1 cm ↔92.5 cm
Anti-Virus
Anti-Mold | Anti-Bacterial | Anti-Virus
Note: 04 Please be sure to check p. 272.

TH 34759 NEW Walnut Straight/Flat Grain Easy Installation

Width 92.5 cm ↕92 cm ↔92.5 cm
Anti-Virus
Anti-Mold | Anti-Bacterial | Anti-Virus
Note: 04 Please be sure to check p. 272.

TH 34751 Walnut Straight/Flat Grain Easy Installation

Width 93 cm ↕125 cm ↔93 cm
Anti-Mold
Notes: 03, 04 Please be sure to check p. 272.

TH 34754 Walnut Straight/Flat Grain Easy Installation

Width 93 cm ↕125 cm ↔93 cm
Anti-Mold
Notes: 03, 04 Please be sure to check p. 272.

TH 34757 NEW Walnut Straight/Flat Grain Easy Installation

Width 92.5 cm ↕92 cm ↔92.5 cm
Anti-Virus
Anti-Mold | Anti-Bacterial | Anti-Virus
Note: 04 Please be sure to check p. 272.

TH 34760 NEW Walnut Straight/Flat Grain Easy Installation
Same-Pattern REATEC RW-5629

Width 92 cm ↕125 cm ↔92 cm
Anti-Mold
Notes: 03, 04, 11
Please be sure to check p. 272.

Wood

TH 34761

Full-Width 92 cm
TH 34761

TH 34761 NEW

Cypress Straight Grain

Same-Pattern REATEC TC-5055

Width 92 cm ↕124 cm ↔92 cm

Anti-Mold

Notes: 04, 05, 11 Please be sure to check p. 272.

TH 34762

Full-Width 92 cm
TH 34762

TH 34762 NEW

Chestnut Straight/Flat Grain

Width 92 cm ↕124 cm ↔92 cm

Anti-Mold

Notes: 04, 05 Please be sure to check p. 272.

Full-Width 92 cm
TH 34763

TH 34763 NEW

Cherry Blossom Straight Grain

Width 92 cm ↕125 cm ↔92 cm
Anti-Mold

Note: 05 Please be sure to check p. 272.

TH 34763

Full-Width 92 cm
TH 34190

TH 34190 (P.41) NEW

Width 92 cm ↕64.1 cm ↔92 cm
Anti-Mold | Anti-Bacterial | Water Repellent

Notes: 04, 05 Please be sure to check p. 272.

TH 34190

Products with item numbers shown in blue are also listed on other pages.

Full-Width 92 cm
TH 34764

TH 34764 NEW

Eucalyptus Straight Grain

Same-Pattern REATEC RW-5627

Width 92 cm ↕125 cm ↔92 cm

Anti-Mold

Notes: 03, 04, 05, 11 Please be sure to check p. 272.

TH 34764

Full-Width 92 cm
TH 34765

TH 34765 NEW

Mango Straight/Flat Grain

Same-Pattern REATEC RW-5631

Width 92 cm ↕125 cm ↔92 cm

Anti-Mold

Notes: 03, 05, 11 Please be sure to check p. 272.



TH 34765

TH 34766・34660 (P.137)　Trims：EGJ-452 (P.266)

Full-Width 92 cm
TH 34766

TH 34766 NEW

Width 92 cm　↕125 cm　↔92 cm
Anti-Mold | Anti-Scratch

Note: 05　Please be sure to check p. 272.

TH 34767

Full-Width 92 cm
TH 34767

TH 34767 NEW

Width 92 cm　↕124 cm　↔92 cm
Anti-Mold

Notes: 04, 05　Please be sure to check p. 272.

TH 34768 NEW

TH 34769 NEW

TH 34770 NEW

Width 92 cm ↕46.5 cm ↔92 cm

Anti-Mold

Notes: 04, 05 Please be sure to check p. 272.

TH 34770

Full-Width 93 cm
TH 34771

TH 34771

Width 93 cm ↕125 cm ↔93 cm ●1/2 Drop
Anti-Mold

Note: 03 Please be sure to check p. 272.

TH 34771・34333 (P.77)

Full-Width 92.5 cm
TH 34772

TH 34772

Width 92.5 cm ↕124 cm ↔92.5 cm
Anti-Mold | Anti-Scratch

Note: 04 Please be sure to check p. 272.

TH 34772・34490 (P.99)

TH 34773

TH 34774 (Horizontal Installation)

TH 34775

TH 34773

TH 34774

Same-Pattern REATEC TC-5117

TH 34775

Full-Width 93 cm

TH 34773

Width 93 cm ↕125 cm ↔93 cm

Anti-Mold

Full-Width 92 cm

TH 34774

Width 92 cm ↕124 cm ↔92 cm

Anti-Mold | Anti-Scratch

Note: 11 Please be sure to check p. 272.

Full-Width 92 cm

TH 34775

Width 92 cm ↕123.9 cm ↔92 cm ●1/2 Drop

Anti-Mold

TH 34776

Full-Width 92 cm

TH 34776

Width 92 cm ↕123.8 cm ↔92 cm

Anti-Mold

*Although the print pattern depicts diagonally laid wooden planks, the wallpaper surface features a vertical wood grain embossing. Depending on the lighting environment, the vertical embossing may appear more visible; however, this is not a product defect.

TH 34777

Full-Width 93 cm

TH 34777

Width 93 cm ↕125 cm ↔93 cm

Anti-Mold

Note: 04 Please be sure to check p. 272.

TH 34778 NEW

Easy Installation

Full-Width 92.5 cm

TH 34778

Width 92.5 cm ↕92 cm ↔92.5 cm

Anti-Mold | Anti-Bacterial | Water Repellent

TH 34779

TH 34780

TH 34781 NEW

Full-Width 92 cm

TH 34779

Width 92 cm ↕124 cm ↔92 cm Board Width: Approx. 11.6 cm

Anti-Mold | Anti-Scratch

Full-Width 92 cm

TH 34780

Width 92 cm ↕124 cm ↔92 cm

Anti-Mold

Full-Width 92 cm

TH 34781

Width 92 cm ↕124 cm ↔92 cm

Anti-Mold

Notes: 04, 05 Please be sure to check p. 272.

TH 34779 (Horizontal Installation)

TH 34780

TH 34781

TH 34782

Full-Width 93 cm

TH 34782

Width 93 cm ↕125 cm ↔93 cm

Anti-Mold

TH 34783 Easy Installation

Full-Width 93 cm

TH 34783

Width 93 cm ↕125 cm ↔93 cm Board Width: Approx. 9.3 cm

Anti-Mold

Notes: 03, 04 Please be sure to check p. 272.

TH 34784

Full-Width 92 cm

TH 34784

Width 92 cm ↕123.9 cm ↔92 cm

Anti-Mold

Note: 05 Please be sure to check p. 272.

TH 34782・34790 (P.167)

TH 34783・34502 (P.100)

TH 34784

TH 34785
Same-Pattern REATEC TC-5121

Full-Width 93 cm
TH 34786

TH 34786
Same-Pattern REATEC TC-5122

TH 34787
Same-Pattern REATEC TC-5124

Width 93 cm ↕94 cm ↔93 cm

Anti-Mold | Anti-Scratch

Note: 11 Please be sure to check p. 272.

TH 34785

TH 34789・34683 (P.144)

TH 34788

Easy Installation



TH 34790(1 scale: 10 cm)

TH 34789

Easy Installation

TH 34790

Easy Installation

Width 92.5 cm ↕23 cm ↔46.3 cm
Anti-Mold

Japanesque

TH 34802

TH 34801 NEW

TH 34805 NEW

TH 34802 NEW

TH 34806 NEW

TH 34803 NEW

TH 34807 NEW

TH 34804 NEW

TH 34808 NEW

Width 92 cm

Urethane Coating

Anti-Mold | Anti-Bacterial | Anti-Scratch | Urethane Coating | Water Repellent

Notes: 02, 05 Please be sure to check p. 272.

TH 34809

TH 34813

TH 34810

TH 34814

TH 34811

TH 34815

TH 34812

TH 34816

Width 92 cm ↕32 cm ↔46 cm

Urethane Coating

Anti-Mold | Anti-Scratch | Urethane Coating

Note: 01 Please be sure to check p. 272.


TH 34811

TH 34817 NEW

TH 34818 NEW

Width 92 cm ↕90 cm ↔92 cm ●1/2 Drop

Anti-Mold

Note: 05 Please be sure to check p. 272.

Full-Width 92 cm

TH 34817

TH 34818

TH 34819 NEW

Full-Width 92 cm
TH 34819



TH 34821 NEW



TH 34821 (1 scale: 10 cm)

TH 34820 NEW

Width 92 cm ↕60 cm ↔46 cm
Anti-Mold | Anti-Bacterial

TH 34822 NEW

Width 92.5 cm ↕46.1 cm ↔92.5 cm
Anti-Mold | Anti-Bacterial | Water Repellent

Note: 04 Please be sure to check p. 272.


TH 34823・34858 (P.179)

TH 34824


TH 34825



TH 34823 NEW

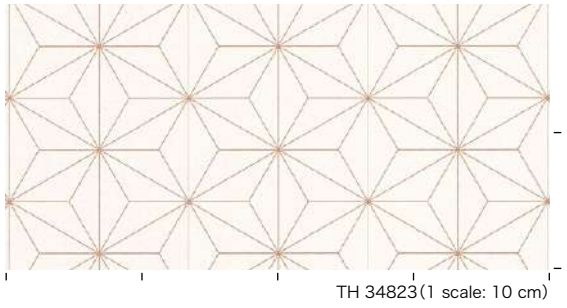
TH 34823 (1 scale: 10 cm)

Width 92.5 cm ↕30.5 cm ↔92.5 cm

Anti-Mold | Anti-Bacterial | Anti-Scratch | Water Repellent

Note: 05 Please be sure to check p. 272.



TH 34824

Full-Width 92 cm
TH 34824

Width 92 cm ↕64.2 cm ↔46.2 cm

Anti-Mold

TH 34825

Full-Width 92.5 cm
TH 34825

Width 92.5 cm ↕46 cm ↔46.3 cm

Anti-Mold | Anti-Bacterial | Water Repellent

TH 34826 NEW

TH 34827

TH 34828 NEW

Full-Width 92 cm

TH 34826

Width 92 cm ↕64.2 cm ↔46.1 cm

Anti-Mold

Note: 05 Please be sure to check p. 272.

Full-Width 92.5 cm

TH 34827

Width 92.5 cm ↕64.2 cm ↔92.5 cm

Anti-Mold

Full-Width 92 cm

TH 34828

Width 92 cm ↕64.1 cm ↔92 cm

Urethane Coating

Anti-Mold | Anti-Bacterial | Anti-Scratch | Urethane Coating
Water Repellent

Note: 05 Please be sure to check p. 272.

TH 34829

TH 34829（1 scale: 10 cm）

Width 92.5 cm ↕32.1 cm ↔46.3 cm
Anti-Mold

TH 34831

TH 34831（1 scale: 10 cm）

Width 92 cm ↕46 cm ↔46 cm
Anti-Mold | Anti-Scratch

TH 34830

TH 34830（1 scale: 10 cm）

Width 92.5 cm ↕46.1 cm ↔46.3 cm
Anti-Mold
*TH 34830 is not a flat-pressed pattern.

TH 34832

TH 34832（1 scale: 10 cm）

Width 92.5 cm ↕23 cm ↔46.3 cm
Anti-Mold

TH 34829・34832

TH 34831

TH 34834・34502 (P.100)

TH 34833 NEW



TH 34835 (1 scale: 10 cm)

TH 34834

TH 34835

Width 92 cm ↕64.2 cm ↔92 cm
Foil Pattern Size Approx. 15.4 cm
Anti-Mold

Note: 05 Please be sure to check p. 272.

TH 34836 Easy Installation

TH 34837 Easy Installation

TH 34838 Easy Installation

Width 92 cm ↕23 cm ↔46 cm
Anti-Mold



TH 34839

TH 34841



TH 34843

Width 92 cm ↕36.8 cm ↔46.2 cm
Anti-Mold

Note: 04 Please be sure to check p. 272.

TH 34840

Width 92 cm ↕30 cm ↔30.8 cm
Anti-Mold

TH 34842

Width 92.5 cm ↕19.5 cm ↔18.5 cm
Anti-Mold

Note: 02 Please be sure to check p. 272.



TH 34844 (1 scale: 10 cm)

TH 34844 NEW

Width 92 cm ↕32 cm ↔92 cm

Anti-Mold

Note: 04 Please be sure to check p. 272.



TH 34844・34604 (P.118)・34730 (P.152)



Full-Width 93 cm

TH 34845

TH 34845

Cedar Straight Grain

Width 93 cm ↕78.8 cm ↔46.5 cm

Board Width: Approx. 45.5 cm Seam Width: Approx. 1 cm

Anti-Mold | Anti-Scratch



TH 34845

Diatomite

1. Material Texture

This material is characterized by a texture unique to natural materials.

2. Humidity Control Effect

It controls indoor humidity by absorbing moisture in the summer and releasing moisture in the winter, thereby reducing condensation and mold growth.

■ Humidity Control Test

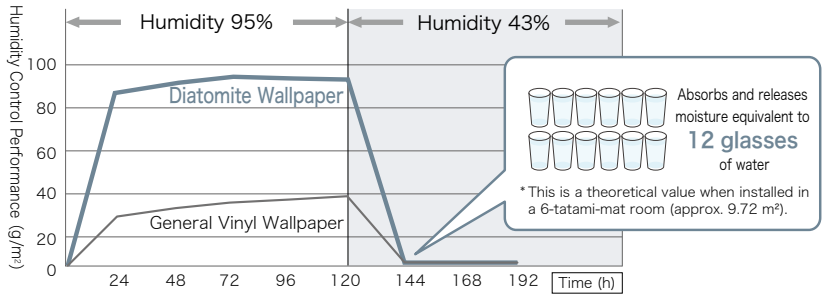

[Test Method] The wallpaper is applied to a plasterboard to create a test specimen. The weight change is measured after moisture absorption at 30° C and 95% humidity, followed by moisture release at 27° C and 43% humidity.

*The above test results are measured values and are not guaranteed values.
*Actual effectiveness may vary depending on environmental and climatic conditions.

*The functional properties and test results described on this page are based solely on Japanese national standards or our own internal specifications, testing methods, and criteria.

What is Diatomite?

Diatomite is a sedimentary deposit formed from the fossilized shells of diatoms, a type of plant algae, which accumulated on the bottoms of oceans or lakes.
Its porous structure, containing countless micro-pores, provides well-known humidity control and deodorizing effects.
In Japan, it has long been primarily used as a plaster material for both interior and exterior walls.



TH 34851



TH 34854

TH 34852



TH 34855

TH 34853

Width 92 cm
Material Classification: Inorganic Wallpaper (Aggregate)
Anti-Mold | Humidity Control
Note: 08 Please be sure to check p. 272.



TH 34856

Width 92 cm
Material Classification: Inorganic Wallpaper
Anti-Mold | Humidity Control
Notes: 02, 08 Please be sure to check p. 272.

TH 34857

TH 34860

TH 34863 NEW

TH 34246 (P.57)

TH 34858

TH 34861

TH 34864 NEW

TH 34248 (P.57)

TH 34859

TH 34862

TH 34865

TH 34249 (P.57)

Width 92 cm
Material Classification: Inorganic Wallpaper (Aggregate)
Anti-Mold | Humidity Control
Note: 08 Please be sure to check p. 272.

MEGUReWALL／JOU

Width 100 cm
Material Classification: Other (Aggregate)
Anti-Mold | Humidity Control
Note: 10
Please be sure to check p. 272.

38 CO_2 Reduction Rate

Marble

Marble-Particle Scatter Coated Wallpaper



TH 34866 (1 scale: 10 cm)

TH 34866 NEW

Width 92.5 cm ↕64 cm ↔92.5 cm
Material Classification: Inorganic Wallpaper
Anti-Mold

Note: 08 Please be sure to check p. 272.

TH 34866・34123 (P.23)

TH 34867 (1 scale: 10 cm)

TH 34867 NEW

Width 92.5 cm ↕64 cm ↔92.5 cm
Material Classification: Inorganic Wallpaper
Anti-Mold

Note: 08 Please be sure to check p. 272.

TH 34867・34679 (P.143) Trims：EGJ-416 (P.266)



TH 34868

Width 92.5 cm ↕64 cm ↔92.5 cm
Material Classification: Inorganic Wallpaper
Anti-Mold

Note: 08 Please be sure to check p. 272.

TH 34869

Width 92.5 cm ↕64 cm ↔92.5 cm
Material Classification: Inorganic Wallpaper
Anti-Mold

Note: 08 Please be sure to check p. 272.

Pattern



TH 34911



TH 34911 NEW

TH 34912 NEW

Width 92 cm ↕92 cm ↔92 cm

Anti-Mold | Anti-Bacterial | Water Repellent

Full-Width 92 cm

TH 34912

TH 34913 NEW



TH 34914 NEW

Width 92 cm ↕64.1 cm ↔92 cm

Anti-Mold

Note: 05 Please be sure to check p. 272.



Full-Width 92 cm

TH 34914

TH 34914



TH 34915 NEW



TH 34916 NEW

Width 92.5 cm ↕64.2 cm ↔92.5 cm ●1/2 Drop

Anti-Mold | Anti-Bacterial | Water Repellent

Notes: 04, 05 Please be sure to check p. 272.



Full-Width 92.5 cm

TH 34916

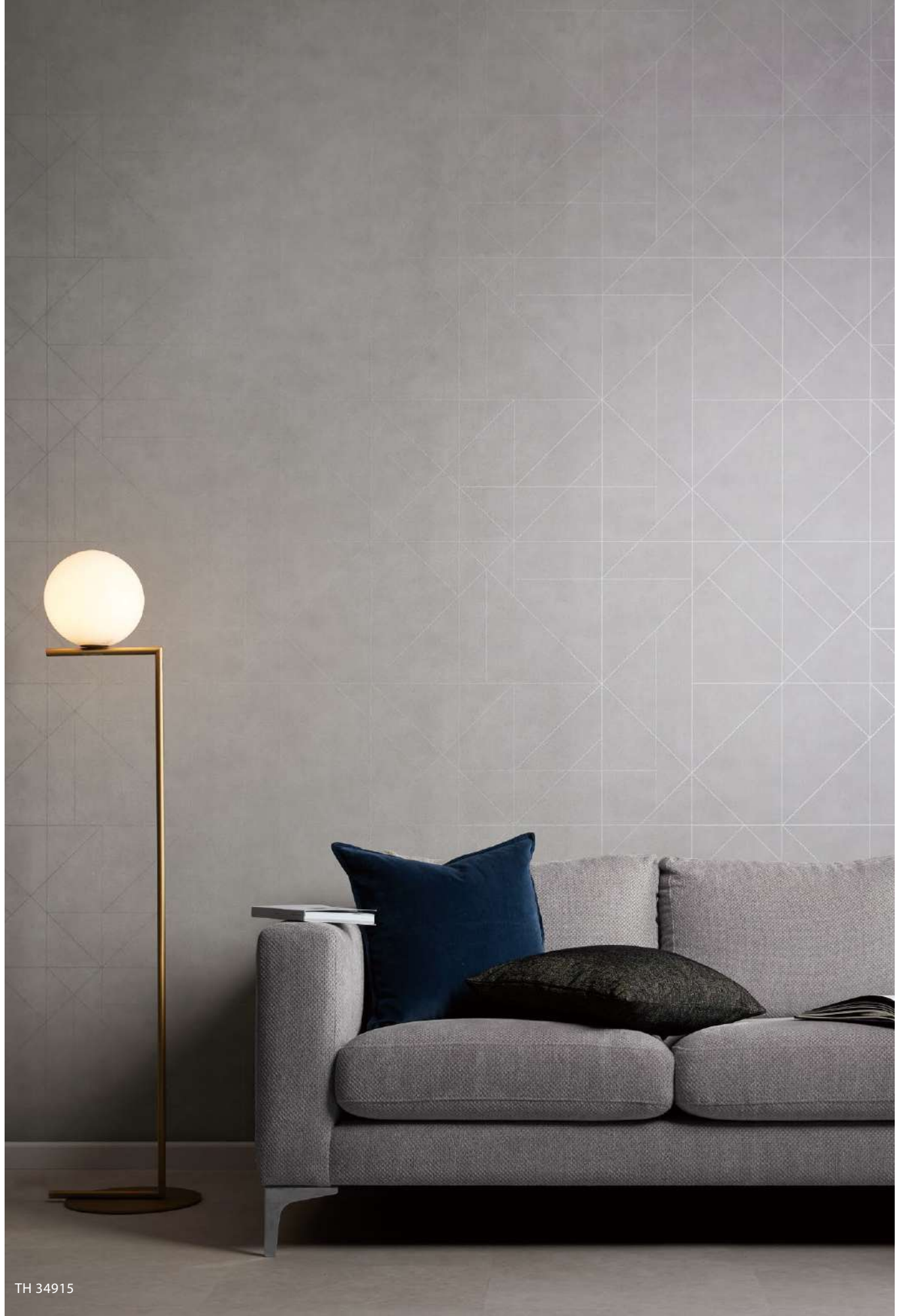

TH 34915

TH 34917



TH 34917 NEW

Width 92 cm ↕61.5 cm ↔92 cm (Emboss Repeat)

Anti-Mold

Note: 02 Please be sure to check p. 272.

Full-Width 92 cm
TH 34917

TH 34918 Molding：MM-84・89 (P.267)



TH 34918 NEW



Full-Width 92.5 cm
TH 34919



TH 34919 NEW

Width 92.5 cm
↕64.1 cm ↔92.5 cm
(Emboss Repeat)

Anti-Mold | Anti-Bacterial
Water Repellent

Notes: 04, 05
Please be sure to check p. 272.

TH 34920 NEW

TH 34921 NEW



TH 34921 (1 scale: 10 cm)

Width 92.5 cm ↕64.1 cm ↔92.5 cm

Deodorant

Anti-Mold | Anti-Bacterial | Anti-Scratch | Deodorant
Water Repellent

Note: 05 Please be sure to check p. 272.

*Please be sure to check the repeat mark (arrow symbol) before installation. Pattern matching is required not only for the line pattern but also for the background texture.

TH 34922

TH 34923

TH 34923 (1 scale: 10 cm)

Width 92.5 cm ↕21.4 cm ↔46.3 cm

Deodorant

Anti-Mold | Anti-Bacterial | Deodorant



TH 34924



TH 34925

TH 34925 (1 scale: 10 cm)

Width 92 cm ↕32 cm ↔30.7 cm

Anti-Mold | Anti-Bacterial | Anti-Scratch | Water Repellent

TH 34925

MIRROR IMAGE

TH 34926

TH 34927

TH 34926 (1 scale: 10 cm)

Width 92.5 cm ↕76.6 cm ↔92.5 cm (Emboss Repeat)

Anti-Mold

Notes: 02, 04, 05 Please be sure to check p. 272.

TH 34926

LONDON SQUARES



TH 34928



TH 34928（1 scale: 10 cm）

Width 92 cm ↕21.4 cm ↔23.1 cm
Anti-Mold

Notes: 04, 05 Please be sure to check p. 272.

TH 34928 Curtain：SC7483・7593 (2024-2028 STRINGS)



TH 34929 NEW

Full-Width 92 cm
TH 34929

TH 34930 NEW

Width 92 cm ↕92.2 cm ↔46 cm
Anti-Mold

Note: 05
Please be sure to check p. 272.

TH 34930

TH 34931 NEW



TH 34931 (1 scale: 10 cm)

Width 92.5 cm ↕55 cm ↔92.5 cm

Anti-Mold | Anti-Bacterial | Water Repellent

Note: 05 Please be sure to check p. 272.

TH 34932

TH 34932 (1 scale: 10 cm)

Width 92.5 cm ↕64.2 cm ↔92.5 cm

Anti-Mold

TH 34933　Flooring：IS-2070-B (2023-2026 FLOOR TILE)

TH 34933 NEW

Full-Width 92.5 cm
TH 34934

TH 34934 NEW



TH 34935 NEW

Width 92.5 cm　↕64.3 cm　↔92.5 cm

Anti-Mold | Anti-Bacterial | Anti-Scratch | Water Repellent

Title:
photon
Designed by SHIGERU YAMADA

Designer
Shigeru Yamada

An artist. Inspired by the philosophy of wabi-sabi, he creates works that explore the themes of imperfection, lingering resonance, and coincidence.
He won the Grand Prize at the Sangetsu Wallpaper Design Awards for two consecutive years in 2017 and 2018.
He has been engaged in joint development for wallpaper design with Sangetsu since 2021.

TH 34936

Full-Width 92.5 cm
TH 34937

TH 34937

TH 34938

Width 92.5 cm ↕64.2 cm ↔92.5 cm
Anti-Mold

Title:
tamamizu
Designed by SHIGERU YAMADA



TH 34938

TH 34939

TH 34940

Width 92 cm

Anti-Mold

*This design is structured so that the left and right patterns cannot be matched; therefore, pattern matching is not possible. Please install the pattern randomly across each width.
The light and dark shading of the pattern repeats every 64 cm.
Visually check the pattern appearance before determining the installation position. Although there is no arrow symbol indicating the repeat, use the black square mark printed on the edge of the wallpaper as a guide.

Title:
fjord

Grand Prize – Sangetsu Wallpaper Design Award 2018
Designed by SHIGERU YAMADA

〈Installation Image〉



⊢ Full-Width 92 cm ⊣ TH 34939

TH 34939

TH 34941



Full-Width 92.5 cm
TH 34941

Width 92.5 cm ↕64.1 cm ↔92.5 cm ●1/2 Drop
Anti-Mold

Note: 05 Please be sure to check p. 272.

Title:
ruri
Designed by SHIGERU YAMADA

TH 34942



TH 34943 (1 scale: 10 cm)

TH 34943

Width 92.5 cm
↕64.1 cm ↔92.5 cm
Anti-Mold

Title:
ajiro
Designed by SHIGERU YAMADA

TH 34944　Molding：MM-87 (P.267)

TH 34945

TH 34946　Molding：MM-83 (P.267)



TH 34944

TH 34945

TH 34946

Full-Width 92 cm

TH 34944

Width 92 cm　↕64.2 cm　↔92 cm　●1/2 Drop

Anti-Mold | Anti-Bacterial | Water Repellent

Full-Width 92.5 cm

TH 34945

Width 92.5 cm　↕64.1 cm　↔92.5 cm

Anti-Mold

TH 34946 (1 scale: 10 cm)

Width 92 cm　↕23 cm　↔23 cm

Deodorant

Anti-Mold | Anti-Bacterial | Deodorant

TH 34947

TH 34948



TH 34949

Width 92 cm ↕32 cm ↔30.8 cm
Anti-Mold

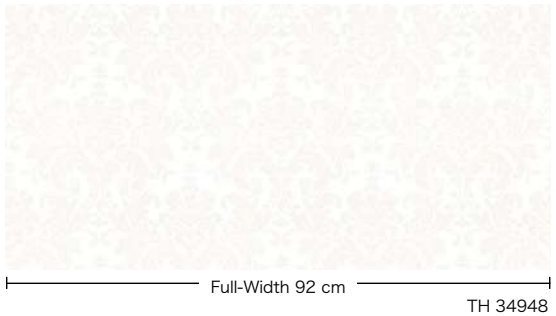

Width 92 cm ↕32 cm ↔30.8 cm
Anti-Mold

Note: 04 Please be sure to check p. 272.





TH 34950

TH 34950 NEW

Full-Width 92.5 cm
TH 34951

TH 34951 NEW

TH 34952 NEW

Width 92.5 cm ↔92.5 cm
Anti-Mold | Anti-Bacterial | Water Repellent

Note: 04 Please be sure to check p. 272.

Full-Width 92.5 cm
TH 34953

TH 34953

Width 92.5 cm ↕64.2 cm ↔92.5 cm
Anti-Mold

TH 34953



TH 34954（1 scale: 10 cm）

TH 34954

Width 92.5 cm ↕32 cm ↔46.3 cm
Anti-Mold

TH 34954

TH 34955 NEW

Full-Width 92 cm
TH 34956

TH 34957

Full-Width 92.5 cm
TH 34957

TH 34956 NEW

Width 92 cm ↕92 cm ↔92 cm
Anti-Mold | Anti-Bacterial | Anti-Scratch | Water Repellent



TH 34958

Width 92.5 cm ↕64.1 cm ↔92.5 cm
Anti-Mold

TH 34960

TH 34959

TH 34960

TH 34961

Full-Width 92 cm
TH 34961

Width 92 cm ↕64.2 cm ↔92 cm
Anti-Mold

TH 34962 NEW

Width 92.5 cm ↕46.1 cm ↔46.3 cm

Anti-Mold | Anti-Bacterial

Note: 05 Please be sure to check p. 272.

ROMSEY

TH 34963

Width 92 cm ↕64.1 cm ↔92 cm

Anti-Mold

Notes: 04, 05 Please be sure to check p. 272.

TH 34964

Width 93 cm ↕64 cm ↔93 cm

Anti-Mold

Note: 05 Please be sure to check p. 272.

Full-Width 93 cm

TH 34964

TH 34964

TH 34965

Width 92 cm ↕46.4 cm ↔46.2 cm

Anti-Mold

TH 34965 (1 scale: 10 cm)

TH 34965

TH 34966



TH 34967 NEW



TH 34968

Full-Width 92.5 cm

TH 34967

Width 92.5 cm ↕64.1 cm ↔92.5 cm

Anti-Mold | Anti-Bacterial | Water Repellent

Note: 05 Please be sure to check p. 272.

Full-Width 92 cm

TH 34968

Width 92 cm ↕93 cm ↔92 cm

Anti-Mold

TH 34966・34307 (P.70)

TH 34967・34730 (P.152)

TH 34968・34484 (P.99)・34486 (P.99)



TH 34969 NEW



TH 34970



TH 34971 NEW

Full-Width 92 cm

TH 34969

Width 92 cm ↕64.2 cm ↔92 cm

Anti-Mold | Anti-Bacterial | Anti-Scratch | Water Repellent

Full-Width 92 cm

TH 34970

Width 92 cm ↕64 cm ↔92 cm

Urethane Coating

Anti-Mold | Anti-Scratch | Urethane Coating

Full-Width 92 cm

TH 34971

Width 92 cm ↕88 cm ↔92 cm

Anti-Mold



TH 34969・34753 (P.155)
REATEC：RW-5647 (2024-2026 REATEC VOL.12)
Flooring：WD-2066 (2023-2026 FLOOR TILE)

TH 34970

TH 34971

Full-Width 92.5 cm
TH 34972

TH 34972

Width 92.5 cm ↕92 cm ↔92.5 cm

Film Stain Prevention - Barrier Type

Anti-Mold | Anti-Bacterial | Anti-Scratch | Stain Prevention

Note: 07 Please be sure to check p. 272.

TH 34972・34730 (P.152)

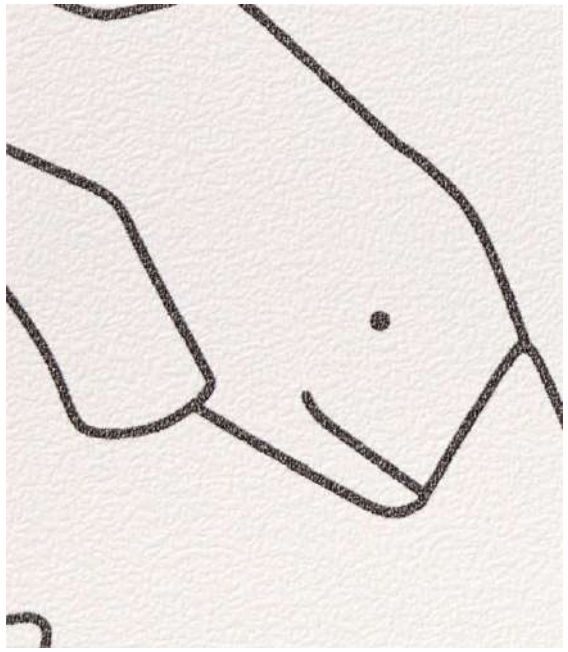

Full-Width 92 cm
TH 34973

TH 34973 NEW

Width 92 cm ↕93 cm ↔92 cm

Anti-Mold | Anti-Scratch

TH 34973・34535 (P.106)

TH 34974

scion

ANIMAL MAGIC

TH 34974



TH 34975・34778 (P.163)

TH 34975 NEW

Width 92 cm ↕64.1 cm ↔92 cm

Anti-Mold

Note: 05 Please be sure to check p. 272.

TH 34975 (1 scale: 10 cm)

TH 34976・34485 (P.99)

TH 34976

TH 34976（1 scale: 10 cm）

Width 92.5 cm ↕64 cm ↔46.4 cm

Film Stain Prevention - Barrier Type

Anti-Mold | Anti-Bacterial | Stain Prevention

Note: 07 Please be sure to check p. 272.

scion

APRIL SHOWERS

TH 34977・34535 (P.106)



TH 34977

TH 34978 (1 scale: 10 cm)

TH 34978

Width 92 cm ↕64.2 cm ↔46.2 cm
Anti-Mold

TH 34978



Full-Width 92 cm
TH 34979

TH 34979

Width 92 cm ↕124 cm ↔92 cm ●1/2 Drop
Anti-Mold | Anti-Scratch

TH 34979

TH 34980

Full-Width 92 cm
TH 34980

TH 34982

Full-Width 93 cm
TH 34982

TH 34981

Width 92 cm ↕32 cm ↔92 cm
Anti-Mold
Note: 01 Please be sure to check p. 272.

TH 34983

Width 93 cm ↔9.3 cm
Film Stain Prevention - Barrier Type
Anti-Mold | Anti-Bacterial | Stain Prevention
Notes: 05, 07 Please be sure to check p. 272.

TH 34984

TH 34986



TH 34985

Width 92.5 cm ↔11.6 cm

Anti-Mold

Note: 05 Please be sure to check p. 272.

TH 34987

Width 92 cm ↔46.2 cm

Anti-Mold

For Specific Use

Specific Use Wallcoverings INDEX

This collection features a wide range of versatile items, including natural-material wallpaper and acoustic-environment materials.
It is a specialized lineup of wallcoverings designed for specific applications, comprehensively enhancing the value of any space.

HIGH GRAFICA

P.222-

WILL WOOD

Stronglass

P.252-

For Museums

Textile Wallpaper for Art Galleries and Museums

P.257-

Soil, Paper and Textile

Material-Based Wallpaper

P.238-

Hard Wall

P.248-

Paintable

Paintable Wallpaper

P.254-

Presentation Wall

P.258-

Whiteboard

P.260-

For Projector

Wallpaper for Projectors

P.262-

SOUNDIA

Acoustic Panel

P.264-

Smart Joiner

Trim

P.266-

Magnet

Magnetic Wallpaper

P.261-



Clean Room

Dustproof Wallpaper

P.263-

Accent Panel /Panel Art

P.265-

Molding

Decorative Trim

P.267-

F☆☆☆☆ Certified Digital Print Wallpaper

HZ-5224・TH 34172 (P.34)

MERIDIANI / OMOBiTO ▶ MERIDIANI / RENÉ sofa / https://meridiani.co.jp
Studio NOI ▶ OLUCE / Atollo 235 / https://www.studio-noi.com



HZ-5228

Audo Copenhagen Tokyo Showroom ▶
Audo Copenhagen / The Seal Lounge Chair, Low Back / https:// audocph.jp

UNFORMA process#100

This design captures the beauty of the moment when energy spreads through a world called “Nagi” (calm/stillness).

HZ-5224 Order Made Product

Base	D-003 Sand Texture Anti-Mold
Size	900 mm×4 panels W3600 H2700 mm

WIND RIPPLE process#100

The pattern inspired by wind ripples formed on a sandy beach.

HZ-5228 Order Made Product

Base	D-003 Sand Texture Anti-Mold
Size	900 mm×4 panels W3600 H2700 mm

process#100

process#100 is an original Sangetsu brand that continues to create based on the concept of “Individuality and Sophistication,” drawing inspiration from words selected from phenomena, landscapes, emotions, and states of mind that evoke a sense of connection between “myself” and the world. We offer digital-print designs that allow you to experience the brand’s worldview more freely and dynamically.

*For ordering instructions and installation information, please scan the QR code for each product.

SHOALUX process#100

The design inspired by the gently shimmering surface of shallow water.

HZ-5218 Order Made Product

Base D-003 Sand Texture Anti-Mold
Size 900 mm×4 panels
W3600 H2700 mm

BEFORE DAWN process#100

The design is inspired by the beautifully colored pre-dawn sky, which transitions moment by moment from the darkness of night to the light of morning.

HZ-5205 Order Made Product

Base D-003 Sand Texture Anti-Mold
Size 900 mm×4 panels
W3600 H2700 mm

*For ordering instructions and installation information, please scan the QR code for each product.

HZ-0081

The presence of the Forest

Designed by Sawako Hoshi

"The design expresses not only the simple beauty of the scenery, but also the subtle presence and scent of nature, as well as the transient moments and emotions—like fragments of someone's memory—all captured within the world of Utsuroi no Mori (Forest of Transience). "

HZ-0081 Order Made Product

Base D-003 Sand Texture Anti-Mold
Size 900 mm×4 panels
W3600 H2700 mm

Sawako Hoshi

Textile designer, based in Helsinki, Finland.
She creates works using a crayon scratch technique,
focusing on themes of natural beauty and scenery recalled from memory.
She launched the lifestyle brand arkietti in 2021.

HZ-0083

An Eternal Moment

Designed by Sawako Hoshi

"I hope to share the 'landscapes' I paint, that carry the thoughts and feelings that arise as I recall a 'scene' from memory again and again. Rather than depicting a specific place, I want to paint 'landscapes' that exist between the concrete and the abstract, where the scenery I have seen resonates with the scenery you have seen."

HZ-0083 Order Made Product

Base D-003 Sand Texture Anti-Mold
Size 900 mm×4 panels
W3600 H2700 mm

*For ordering instructions and installation information, please scan the QR code for each product.



INTO THE FLOW

An image of emotions and time slowly merging—as if touching the depths of consciousness—is expressed through overlapping layers of diffused blue.

HZ-7545 Order Made Product

Base D-003 Sand Texture Anti-Mold
Size 900 mm×4 panels
W3600 H2700 mm



FLOWER FUSION

Overlapping soft floral elements gently envelop the space, adding vibrant color.

HZ-4555 Order Made Product

Base D-003 Sand Texture Anti-Mold
Size 900 mm×4 panels
W3600 H2700 mm

*For ordering instructions and installation information, please scan the QR code for each product.

HZ-4704

Mountain Peaks

The image of a hazy mountain range covered with dense needle-leaf trees. The texture of an oil painting on canvas lends depth to the space.

HZ-4704 Order Made Product

Base D-003 Sand Texture Anti-Mold
Size 900 mm×4 panels
W3600 H2700 mm



HZ-4702・TH 34783 (P.165)

Green

A hanging-green design that refreshingly colors the space.
It envelops the space in a gentle mood with a watercolor touch.

HZ-4702 Order Made Product

Base D-003 Sand Texture Anti-Mold
Size 900 mm×4 panels
W3600 H2500 mm

*For ordering instructions and installation information, please scan the QR code for each product.

on cloud

This design depicts the dreams of birds soaring above the clouds with their companions. Its appeal lies in its painterly expression achieved by layering various techniques.

HZ-4705 Order Made Product

Base D-003 Sand Texture Anti-Mold
Size 900 mm×4 panels
W3600 H2700 mm

Sea

An abstract, watercolor-style landscape reminiscent of a hazy sea.

HZ-4602 Order Made Product

Base D-003 Sand Texture Anti-Mold
Size 900 mm×4 panels
W3600 H2500 mm

*For ordering instructions and installation information, please scan the QR code for each product.

Yachiho Kogen - White Birch Forest

Forest bathing in the beautiful white birch forest of Yachiho Kogen. Refresh your mind and body while experiencing the surrounding greenery.

HZ-7001L Order Made Product

Base D-003 Sand Texture Anti-Mold
Size 900 mm×4 panels
W3600 H2500 mm

Sunshine Aquarium #1

The "Sunshine Lagoon," the large main tank at Sunshine Aquarium, extends across the front of the space. This marine-blue world allows you to fully relax.

HZ-7037L Order Made Product

Base D-003 Sand Texture Anti-Mold
Size 900 mm×4 panels
W3600 H2500 mm

*For ordering instructions and installation information, please scan the QR code for each product.

Forest of Smiles #4

Designed by Yoshihito Takeuchi

This wallpaper features cute animals illustrated by the painter Yoshihito Takeuchi.

HZ-0031 Order Made Product

Base	D-003 Sand Texture Anti-Mold
Size	900 mm×6 panels W5400 H2700 mm

Finlayson SELVIYTYJÄT

HZ-1570

Yoshihito Takeuchi

He is currently based in Nara and is actively engaged in creative work. He holds solo exhibitions across Japan and also performs live painting. He has created numerous mural illustrations for various facilities, including hospitals, kindergartens, and daycare centers.

Finlayson™ © Finlayson Oy

*For ordering instructions and installation information, please scan the QR code for each product.

HZ-7560

HZ-1565

ANGULARITY

A line pattern that boldly intersects the wall surface.
Its high-contrast design creates a sharp and distinctive space.

HZ-7560 Order Made Product

Base	D-003 Sand Texture Anti-Mold
Size	900 mm × 4 panels W3600 H2700 mm

Finlayson AALTO

HZ-1565

*For ordering instructions and installation information, please scan the QR code for each product.

Finlayson™ © Finlayson Oy



INITIUM

This design captures the shimmer of light, evoking the sense that something new is about to begin.

HZ-7550 Order Made Product

Base D-003 Sand Texture Anti-Mold
Size 900 mm×4 panels
W3600 H2700 mm

CONSTELLA

A romantic celestial map pattern. Illustrations of stars and constellations are delicately drawn against a deep navy-blue background.

HZ-7555 Order Made Product

Base D-003 Sand Texture Anti-Mold
Size 900 mm×4 panels
W3600 H2700 mm

*For ordering instructions and installation information, please scan the QR code for each product.

Finlayson HALO

HZ-1575

SHAPE PLAY

Whimsical lines, imbued with a hint of playfulness,
add a light rhythm and a sense of openness to the space.

HZ-6105 Order Made Product

Base D-003 Sand Texture Anti-Mold
Size 900 mm×4 panels
W3600 H2700 mm

Finlayson™ © Finlayson Oy

*For ordering instructions and installation information, please scan the QR code for each product.

Skyline #2　Light Gray

An abstract design inspired by a mountain ridge motif.
Its simple, soft curves provide a subtle yet fitting accent.

HZ-3548 Order Made Product

Base　D-003 Sand Texture　Anti-Mold
Size　900 mm×4 panels
W3600 H2700 mm



Shadow Layer Gray

A geometric pattern that abstracts the depth of a forest.
Its appeal lies in the overlapping lines and the delicate variations of gray.

HZ-3041 Order Made Product

Base　D-003 Sand Texture　Anti-Mold
Size　900 mm×4 panels
W3600 H2700 mm

*For ordering instructions and installation information, please scan the QR code for each product.

HZ-0150

Lily Mellia

Designed by KEITA KAWASAKI

Concept："Refined Beauty"
Flower：Lily

HZ-0150 Order Made Product

Base	D-003 Sand Texture Anti-Mold
Size	900 mm×4 panels W3600 H2700 mm

HZ-0151

Full bloom

Designed by KEITA KAWASAKI

Concept："Glamorous Appeal"
Flower：Ranunculus, Cherry Blossom, Coronilla

HZ-0151 Order Made Product

Base	D-003 Sand Texture Anti-Mold
Size	900 mm×4 panels W3600 H2700 mm

KEITA KAWASAKI

Keita Kawasaki is a leading artist in the world of contemporary flower design. He advocates a "New Flower Culture," conveying the "Importance of all living things" through creations themed around flowers and plants, and continuously unveils innovative works that break the conventional wisdom of existing floral arrangements.

*For ordering instructions and installation information, please scan the QR code for each product.

Breath of Spring

Designed by KEITA KAWASAKI

Concept："Breath of Spring"
Flower：Flannel Flower, Dusty Miller, Leucadendron

HZ-0152 Order Made Product

Base	D-003 Sand Texture	Anti-Mold
Size	900 mm×4 panels W3600 H2700 mm	

Little dance

Designed by KEITA KAWASAKI

Concept："Equal Love"
Flower：Tulip

HZ-0153 Order Made Product

Base	D-003 Sand Texture	Anti-Mold
Size	900 mm×4 panels W3600 H2700 mm	

*For ordering instructions and installation information, please scan the QR code for each product.

HIGH GRAFICA

Custom Order

Order Made Product

Formaldehyde Grade
F☆☆☆☆

Custom-Made Wallpapers Created with Digital Printing

Full
Full Customization

You can order original wallpaper tailored to the concept of your project. Please submit your print-ready data via email, file transfer service, or other suitable method.

1. Original Design

Your original design can be printed in full color.
Gradation, multi-color expressions, and other creative details can be reproduced freely.

2. Small-lot Order

Produce only the quantity you need when you need it.

3. Free Size

Specify sizes that fit your space to achieve the exact look you envision.

You can place an order through “Easy Order” where you select the pattern, size, and base from Sangetsu’s material collection, or through “Full Order,” which allows you to create a one-of-a-kind product from photos or illustrations.

Project Name: Richmond Hotel Premier Kyoto Ekimae
Design and Construction: Takenaka Corporation
Original Artwork and Supervision: Shino Hirata

Project Name: Hotel Fukuracia Harumi
Design Supervision: FIELD FOUR DESIGN OFFICE Co., Ltd.　Makoto Fujii　Natsuko Yamada

Project Name: Keio University Hospital Building No. 1
Design: Takenaka Corporation　Design: Emotional Space Design Inc.

Easy
Easy Customization

You can select your preferred design from the "GRAFICA COLLECTION," a library of photos, illustrations, and pattern materials and order it in your specified size.

GRAFICA COLLECTION

Please select your desired design from the "GRAFICA COLLECTION," the library dedicated to Easy Customization.

Photo

Illust

Design Pattern

MOOMIN

Finlayson EST. 1820

Not available for export, Japanese market only

SCANDINAVIAN PATTERN COLLECTION

Easy Customization Example

Design：HY1801



+

Base Material：D-002

Canvas Texture

Order Process

Easy
Easy Customization

You can select your preferred design from the "GRAFICA COLLECTION," a library of photos, illustrations, and pattern materials and order it in your specified size.

Full
Full Customization

You can order original wallpaper tailored to the concept of your project.
Please submit your print-ready data via email, file transfer service, or other suitable method.

step 01 Base Material Selection

Easy | Full

Please select the wallpaper used as the base material from the three options below.

■ Wallpaper

Main Component	PVC (Formaldehyde Grade F☆☆☆☆)
Specifications	900 mm width
Performance	Anti-Mold
Features	You can select from three textures to match your graphic.
Base Material	D-001 Plain Texture / D-002 Canvas Texture / D-003 Sand Texture

step 02 Size Check

Easy | Full

Please measure the total output size.
We will calculate the required quantity.

■ Measurement Points

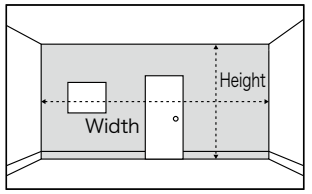

*Please provide measurements in millimeters (mm).

step 03 Design Selection

Easy

Please scan the QR code and select your design from the "GRAFICA COLLECTION."

(Japanese)

*All designs and variations can be viewed on the website.
*Enlarging the design may cause the image to become grainy.

step 03 Design Submission

Full

Please submit your print-ready data via email, file transfer service, or other suitable method.

■ Notes on Data Submission for Printing

*Please submit print-ready data in Illustrator or Photoshop format.
*Set the color mode to CMYK and convert all text to outlines.
*We recommend image data with a resolution of at least 72 dpi at actual size.

step 04 Sample Check

Easy | Full

After the design is finalized, we will prepare a sample for color confirmation.

■ Notes on Samples

*For details, please contact our sales representative.
*Please note that digital printing cannot reproduce gold or platinum colors.
*Solid or dark color fills may exhibit color unevenness.

step 05 Final Decision and Delivery

Easy | Full

Delivery will take approximately 5–20 days after the final print-ready data is submitted.

*Delivery time is just an estimation and may vary depending on the quantity and specifications. Please contact our sales representative for confirmation of the timeline at the time of your order.

■ Additional Notes

*When placing additional orders, slight color differences may occur even when using the same data. Please note that this is due to differences in print batches.
*Due to copyright laws, we cannot print logos or characters without permission from their copyright holders. We cannot assume responsibility for copyright issues, so please ensure that appropriate procedures are taken as necessary in advance.
*Colors may appear different on wallpaper compared to how they look on a computer screen or printed paper. Please keep this in mind when confirming the design and colors.
*Strongly rubbing the surface may cause color fading. For cleaning, gently wipe with a tightly wrung cloth.

Material-Based Wallpaper

A special wallpaper collection that enhances spaces through the natural textures of soil, paper, and textiles

TSUCHI

"TSUCHI (soil)" is a material well suited to Japan's humid climate, offering breathability and heat retention. This wallpaper features the unique texture of natural raw materials while also presenting a modern impression.

THB 1901

THB 1902



THB 1903

THB 1904

Inorganic Wallpaper (Aggregate)

Width 92 cm

Anti-Mold | Humidity Control

Note: 17 Please be sure to check p. 273.

THB 1905

THB 1906

THB 1907

THB 1908

Inorganic Wallpaper (Shell Powder)

Width 92 cm ↕73.8 cm ↔92 cm

Anti-Mold

Note: 17 Please be sure to check p. 273.

THB 1910

THB 1909

THB 1910

Inorganic Wallpaper (Aggregate)

Width 92 cm

Anti-Mold | Deodorant | Humidity Control

Note: 17 Please be sure to check p. 273.

THB 1911

THB 1911

THB 1912

Inorganic Wallpaper

Width 92 cm ↕73.7 cm ↔92 cm ●Random Match

Anti-Mold | Humidity Control

Note: 17 Please be sure to check p. 273.

SHIFU

“SHIFU (paper weave)” created by weaving thread-like Washi (traditional Japanese paper).
Its appeal lies in the rich texture of the material, showing varied expressions through subtle shading produced by dyeing.
Although it has been crafted since the Edo period, this material is full of potential and harmonizes beautifully with Western-style interiors as well.

THB 1913

THB 1915

THB 1914

Textile Wallpaper

Width 92 cm

Note: 16 Please be sure to check p. 273.

THB 1913・1915

KAMI

"KAMI (paper)" is a material that has always been familiar and close to our daily lives.
Lightweight yet durable, it captivates many people with its deeply expressive texture.

THB 1916

THB 1918

THB 1917

Paper Wallpaper (Direct Fleece)

Width 92 cm

Anti-Mold

Note: 12 Please be sure to check p. 272.

THB 1919

THB 1921

THB 1920

Paper Wallpaper (Awa Washi)

Width 92 cm

Note: 13 Please be sure to check p. 272.

THB 1917

Lynn Inkoop ▶ SANTA&COLE / DORICA / https://lynnbelys.com

THB 1920

THB 1922

ORI

"ORI (textile)" wallpaper that envelops a space with a sophisticated presence and a soft, gentle ambience. Said to have its roots in shoji-gami (shoji screen paper) and fusuma-gami (sliding door paper), this material has been part of Japanese life for centuries. The passion and craftsmanship of the artisans are infused into every warp and weft thread woven together to the rhythms of a loom.

THB 1922

THB 1923

Textile Wallpaper

Width 92 cm

Note: 14 Please be sure to check p. 272.

THB 1925・1926

WOHL HÜTTE/ ▶ WOHL HÜTTE/ / Tou arm chair black type / https://wohl-hutte.com

THB 1924

THB 1926

THB 1925

Textile Wallpaper

Width 92 cm

Note: 14 Please be sure to check p. 272.

HARDWALL

**Wallpaper with excellent Surface Strength,
Easy Maintenance, and reduced Seam Gaps**

1. Highly Resistant to Scratches and Stains

The special resin surface coating provides outstanding surface strength and easy maintenance.

2. Minimal Shrinkage and Reduced Seam Gaps

Using fleece as the base material ensures excellent dimensional stability and workability. It reduces seam gaps and features minimal curling when applying adhesive.

3. Same-Pattern Lineup with REATEC

A lineup of products is available in the same patterns as REATEC, allowing you to select the most suitable one for each application.

■ Surface Strength Test

	Textile Texture		Wood Grain Texture	
	HARDWALL	Anti-Scratch Wallpaper	HARDWALL	Anti-Scratch Wallpaper
Result	◎	○	◎	△
Enlarged Photo				

[Test Method]
Set the wallpaper on the Gakushin-Type Rubbing Tester. Adjust the load on the rubbing element to 300 g and rub the wallpaper 300 reciprocating cycles.

[Evaluation Method]
Evaluate the degree of surface scratching.
◎: No change observed
○: Surface scratches observed
△: Tearing observed

	Textile Texture		Wood Grain Texture	
	HARDWALL	Anti-Scratch Wallpaper	HARDWALL	Anti-Scratch Wallpaper
Result	◎	○	◎	△
Appearance Photo				
Enlarged Photo				

[Test Method]
Set the corner trim with the wallpaper applied on the Gakushin-Type Rubbing Tester. Secure a metal nut to the rubbing element, place it on the corner trim, adjust the load to 500 g, and rub the wallpaper 500 reciprocating cycles.

[Evaluation Method]
Evaluate the degree of surface scratching.
◎: No change observed
○: Surface scratches observed
△: Tearing observed

■ Stain Removal Performance Comparison

HARDWALL

General Vinyl Wallpaper

[Test Method]
Crayon marks applied to the wallpaper surface and then wiped off using a neutral detergent.

*The above test results are based on our in-house testing method and do not guarantee that the product will remain free from scratches or stains.
*The functional properties and test results described on this page are based solely on Japanese national standards or our own internal specifications, testing methods, and criteria. We have not conducted any testing based on the standards, testing methods, or criteria of other countries or regions where the product may be sold or used.

HF 3101・TH 34304 (P.70)

HF 3029 (P.251)

Item Number List

Item No.	Pattern Name	Wood Grain	Page	Row/ Column
HF 3001	Line-Wood	Straight Grain	P.250	A-1
HF 3002	Line-Wood	Straight Grain	P.250	C-1
HF 3004	Primavera	Straight Grain	P.250	A-3
HF 3005	Zebrawood	Straight Grain	P.250	B-2
HF 3006	Walnut	Straight/ Flat Grain	P.250	C-2
HF 3012	Walnut	Flat Grain	P.251	A-4
HF 3013	Walnut	Straight/ Flat Grain	P.250	D-4
HF 3015	Walnut	Flat Grain	P.251	D-3
HF 3016	Cherry	Straight/ Flat Grain	P.251	B-4
HF 3018	Oak	Straight/ Flat Grain	P.251	C-4
HF 3019	Zebrawood	Straight Grain	P.250	B-4
HF 3020	Line-Wood	Straight Grain	P.250	A-4
HF 3021	Oak	Straight Grain	P.250	D-1
HF 3022	Silkwood	Straight/ Flat Grain	P.251	A-1
HF 3023	Oak	Straight Grain	P.251	B-1
HF 3024	Oak	Straight/ Flat Grain	P.251	D-1
HF 3025	Cherry	Straight/ Flat Grain	P.251	C-1
HF 3026	Cherry	Straight Grain	P.251	B-2
HF 3027	Cherry	Straight Grain	P.251	A-2
HF 3028	Cherry	Straight/ Flat Grain	P.251	D-2
HF 3029	Cherry	Straight/ Flat Grain	P.251	B-3
HF 3037	Stone	–	P.249	B-1
HF 3038	Stone	–	P.249	B-2
HF 3039	Stone	–	P.249	A-1
HF 3040	Stone	–	P.249	A-4
HF 3041	Cherry	Straight Grain	P.251	C-2
HF 3042	Sycamore	Straight Grain	P.250	B-1
HF 3043	Cherry	Straight Grain	P.251	C-3
HF 3044	Primavera	Straight Grain	P.250	C-4
HF 3045	Zebrawood	Straight Grain	P.250	D-2
HF 3068	Walnut	Straight/ Flat Grain	P.250	A-2
HF 3072	Oak	Straight/ Flat Grain	P.251	A-3
HF 3080	Oak	Straight Grain	P.251	D-4
HF 3101	Stone	–	P.249	C-1
HF 3102	Stone	–	P.249	A-3
HF 3103	Rust	–	P.249	B-4
HF 3104	Rust	–	P.249	C-4
HF 3113	Ash	Straight Grain	P.250	B-3
HF 3119	Stone	–	P.249	A-2
HF 3120	Stone	–	P.249	B-3
HF 3121	Stone	–	P.249	C-2
HF 3122	Stone	–	P.249	C-3
HF 3123	Oak	Straight Grain	P.250	C-3
HF 3124	Oak	Straight/ Flat Grain	P.250	D-3

A | B | C

1

HF 3039 Stone
↕64.1 cm ↔46.1 cm

HF 3037 Stone
↕93 cm ↔92 cm



HF 3101 Stone
↕64 cm ↔92 cm

2

HF 3119 NEW Stone
↕64.1 cm ↔46.1 cm

HF 3038 Stone
↕93 cm ↔92 cm



HF 3121 NEW Stone
↕64 cm ↔92 cm

3

HF 3102 Stone
↕64 cm ↔92 cm

HF 3120 NEW Stone
↕64.1 cm ↔46.1 cm

HF 3122 NEW Stone
↕64 cm ↔92 cm

4

HF 3040 Stone
↕64.1 cm ↔46.1 cm

HF 3103 Rust
↕32 cm ↔92 cm
Same-Pattern REATEC TD-4548

HF 3104 Rust
↕32 cm ↔92 cm
Same-Pattern REATEC TD-4549

Width 92 cm
Anti-Mold | Anti-Scratch

Notes: 11, 19 Please be sure to check pp. 272 and 273.

HARDWALL

	A	B	C	D
1				
	HF 3001 Line-Wood Straight Grain ↕93 cm ↔46 cm Same-Pattern REATEC TC-4167	HF 3042 Sycamore Straight Grain ↕93 cm ↔92 cm Same-Pattern REATEC TC-4178	HF 3002 Line-Wood Straight Grain ↕93 cm ↔46 cm Same-Pattern REATEC TC-4181	HF 3021 Oak Straight Grain ↕93 cm ↔46 cm Same-Pattern REATEC TC-4174
2				
	HF 3068 Walnut Straight/Flat Grain ↕93 cm ↔92 cm	HF 3005 Zebrawood Straight Grain ↕93 cm ↔92 cm Same-Pattern REATEC TC-4244	HF 3006 Walnut Straight/Flat Grain ↕93 cm ↔92 cm	HF 3045 Zebrawood Straight Grain ↕93 cm ↔92 cm Same-Pattern REATEC TC-4235
3				
	HF 3004 Primavera Straight Grain ↕93 cm ↔92 cm Same-Pattern REATEC TC-4198	HF 3113 Ash Straight Grain ↕93 cm ↔92 cm Same-Pattern REATEC TC-5062	HF 3123 NEW Oak Straight Grain ↕93 cm ↔46 cm	HF 3124 NEW Oak Straight/Flat Grain ↕93 cm ↔92 cm
4				
	HF 3020 Line-Wood Straight Grain ↕93 cm ↔46 cm Same-Pattern REATEC TC-4336	HF 3019 Zebrawood Straight Grain ↕93 cm ↔92 cm	HF 3044 Primavera Straight Grain ↕93 cm ↔92 cm Same-Pattern REATEC TC-4324	HF 3013 Walnut Straight/Flat Grain ↕93 cm ↔92 cm Same-Pattern REATEC TC-4307

Width 92 cm

Anti-Mold | Anti-Scratch

Notes: 11, 19 Please be sure to check pp. 272 and 273.

	A	B	C	D
1				
	HF 3022 Silkwood Straight/Flat Grain ↕93 cm ↔92 cm	HF 3023 Oak Straight Grain ↕93 cm ↔46.1 cm Same-Pattern REATEC TC-4222	HF 3025 Cherry Straight/Flat Grain ↕93 cm ↔92 cm	HF 3024 Oak Straight/Flat Grain ↕93 cm ↔92 cm
2				
	HF 3027 Cherry Straight Grain ↕93 cm ↔92 cm Same-Pattern REATEC TC-4256	HF 3026 Cherry Straight Grain ↕93 cm ↔92 cm	HF 3041 Cherry Straight Grain ↕93 cm ↔92 cm Same-Pattern REATEC TC-4280	HF 3028 Cherry Straight/Flat Grain ↕93 cm ↔92 cm
3				
	HF 3072 Oak Straight/Flat Grain ↕93 cm ↔92 cm	HF 3029 Cherry Straight/Flat Grain ↕93 cm ↔92 cm	HF 3043 Cherry Straight Grain ↕93 cm ↔92 cm Same-Pattern REATEC TC-4272	HF 3015 Walnut Flat Grain ↕93 cm ↔92 cm Same-Pattern REATEC TC-4308
4				
	HF 3012 Walnut Flat Grain ↕93 cm ↔92 cm Same-Pattern REATEC TC-4310	HF 3016 Cherry Straight/Flat Grain ↕93 cm ↔92 cm	HF 3018 Oak Straight/Flat Grain ↕93 cm ↔46.1 cm Same-Pattern REATEC TC-4327	HF 3080 Oak Straight Grain ↕93 cm ↔46.1 cm

Width 92 cm

Anti-Mold | Anti-Scratch

Notes: 11, 19 Please be sure to check pp. 272 and 273.

STRONGLASS

Wallpaper with superior Surface Strength and Impact Resistance using Glass Fiber

1. Superior Surface Strength and Impact Resistance

Due to the characteristics of glass fiber, this wallpaper offers outstanding abrasion resistance and impact resistance on the surface, making it highly scratch-resistant. It is suitable for common areas such as corridors in commercial facilities, hotels, and medical institutions.

2. High Tensile Strength and Tear Resistance

Compared to general vinyl wallpaper, it provides high tensile strength and excellent tear resistance. This helps reduce cracking and allows the beautiful finish to be maintained for an extended period of time.

3. Less Visible Substrate Unevenness

Because the base material is glass fiber, it is less likely to reveal minor substrate unevenness and offers excellent concealment of substrate unevenness. This makes it ideal for renovation projects.

Image

■ External Corner Abrasion Resistance Test



[Test Method]

Set the corner trim with the wallpaper applied on the Gakushin-Type Rubbing Tester II. Attach a white cloth or sandpaper to the rubbing element with a 200 g load. Evaluate the condition of the wallpaper surface after rubbing it for the specified number of reciprocating cycles (120 mm travel distance at 30 times/min).

[Evaluation Criteria]

Grade 5: No visible change upon visual inspection

Grade 4: Minor surface scratches are observed, but no large tears to the surface layer are observed

Grade 3: Tears to the surface layer are clearly observed

Grade 2: The surface layer is torn, and the backing material (such as paper) is clearly observed (tear length less than 1 cm)

Grade 1: The surface layer is torn, and the backing material (such as paper) is clearly observed (tear length 1 cm or more)

■ Impact Resistance Test



[Test Method]

Based on JIS K 5600, the comparison is performed using a DuPont-type impact tester with a 300 g falling weight and an indenter/anvil with a radius of 6.35 mm at drop heights of 300 mm and 100 mm.

■ Tensile Strength Test

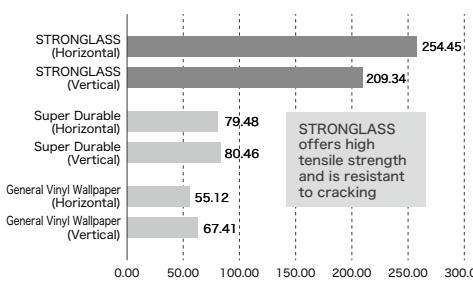

[Test Method]

Based on JIS P 8113 and JIS L 1096,
Test specimen size: 30 mm × 160 mm
Tensile speed: 3 mm/min
Comparison is made using the average value of N = 5

■ Concealment of Substrate Unevenness Test



STRONGLASS provides excellent concealment of substrate unevenness, minimizing its visibility.

*The functional properties and test results described on this page are based solely on Japanese national standards or our own internal specifications, testing methods, and criteria.
We have not conducted any testing based on the standards, testing methods, or criteria of other countries or regions where the product may be sold or used.

ST-11・12　Trims：SCN-16 (P.266)

CONCRETE



ST-11

ST-13

ST-12



ST-14

made in Czech Republic

Width 98 cm

Note: 20 Please be sure to check p. 273.

LEATHER

ST-15



ST-16

made in Czech Republic

Width 98 cm

Note: 20 Please be sure to check p. 273.

ST-16・TH 34666 (P.139)　Molding：MM- 81・85 (P.267)

How to Order

1. Base Wallpaper Selection

Please select from the SANWALL-HESS lineup.

2. Color Specification for SAN-Kalitt (Exclusive Paint)

Please specify the color of SAN-Kalitt (exclusive paint) from the “Light Color” color chart of a commercially available color sample book.
Color mixing (tinting) generally requires approximately 1–2 weeks.
Preparation of a painted sample board (A4 size) is also available.
(Fee applied; estimated delivery time: 1–2 weeks)

*Dark colors are not available. Please scan the QR code below for available colors.
*Please specify either a matte finish (0% gloss) or a 30% gloss finish.
*SAN-Kalitt (exclusive paint) is available in 4 kg and 16 kg cans.
*For pricing and delivery information, please contact our sales representative.

3. Base Wallpaper Installation

When installing SANWALL-HESS, confirm both the substrate type and the adhesive type before installation.
Please use BENRIDAIN MIX Adhesive (BB-307) as the adhesive.

4. Painting

For installation, apply two coats using SAN-Kalitt (exclusive paint): one primer coat followed by one topcoat.

■ Compatible Paint Colors

Please specify a light color.
Please scan the QR code for available paint colors ▶

(Japanese)

Note: 28 Please be sure to check p. 274.

HS-21

made in Czech Republic

Width 100 cm

Note: 28 Please be sure to check p. 274.

10 cm

HS-21

HS-24

made in Czech Republic

Width 100 cm ↕1.6 cm ↔6.7 cm

Note: 28 Please be sure to check p. 274.



10 cm

HS-24

HS-22

made in Czech Republic

Width 100 cm

Note: 28 Please be sure to check p. 274.

10 cm

HS-22

HS-25

made in Czech Republic

Width 100 cm ↕1.6 cm ↔1.4 cm

Note: 28 Please be sure to check p. 274.

10 cm

HS-25

HS-23

made in Czech Republic

Width 100 cm

Note: 28 Please be sure to check p. 274.



10 cm

HS-23

HS-26

made in Czech Republic

Width 100 cm ↕0.9 cm ↔3 cm

Note: 28 Please be sure to check p. 274.

10 cm

HS-26

Rauhfaser

Natural Material Paintable Wallpaper,
Developed in Environmentally Advanced Germany

1. Ecological Paintable Wallpaper

This wallpaper is designed for use as a base for paint and features distinctive textures: “Fleece,” which offers excellent durability and a smooth, clean finish; and “Chips,” which is made by embedding wood chips between layers of recycled paper. Because no chemical substances are used, they do not emit harmful materials such as VOCs.

2. Blue Angel Mark Certified (Chips Only)

The Blue Angel is an environmental labeling program promoted by the German Environment Agency. Similar to the Eco Mark, it is awarded to products that meet defined environmental criteria and have a reduced environmental impact.

PW-11 [Fleece]

made in Germany

Width 100 cm

Note: 29 Please be sure to check p. 274.



PW-12 [Chips]

made in Germany

Width 75 cm

Note: 29 Please be sure to check p. 274.

PW-13 [Chips]

made in Germany

Width 75 cm

Note: 29 Please be sure to check p. 274.

PW-13

Cheesecloth

Base material for painting and putty application



PW-21 (without backing) NEW
PW-22 (with backing) NEW

Width 93 cm

Note: 29 Please be sure to check p. 274.

THB 1931

Textile Wallpaper for Art Galleries and Museums

Contributes to creating a suitable exhibition environment in Art Galleries and Museums

Suppresses the Release of Ammonia and Acetic Acid

If ammonia or acetic acid is present in an indoor environment where cultural assets and artworks are displayed, it may cause deterioration, fading, or discoloration of the exhibits. The textile wallpaper designed for art galleries and museums helps maintain a suitable exhibition environment by minimizing the release of these substances.

■ Release Concentration Test Results of Each Substance

Measured Substances	Reference Concentration	Textile Wallpaper for Art Galleries and Museums
Ammonia	30 ppb or less	30 ppb or less
Acetic acid (as organic acid)	170 ppb or less	80 ppb or less
Formaldehyde	80 ppb or less	1.46 ppb
Acetaldehyde	30 ppb or less	N.D. (indicating below the quantification limit)

*The reference concentration represents a guideline value considered desirable for exhibition environments.
*Ammonia and acetic acid are measured using a passive indicator.
*Formaldehyde and acetaldehyde are measured in accordance with JIS A 1901 (Small Chamber Method).
*The above test results are measured values and are not guaranteed values.
*The functional properties and test results described on this page are based solely on Japanese national standards or our own internal specifications, testing methods, and criteria.
We have not conducted any testing based on the standards, testing methods, or criteria of other countries or regions where the product may be sold or used.

THB 1931 Sold by roll



THB 1932 Sold by roll

Textile Wallpaper

Width 92 cm x 30 m Roll

Note: 15 Please be sure to check p. 273.
This product is sold only by the roll (30 m). Please note that cut-length sales are not available.

Presentation Wallpaper

SAN-Form Basic II

Thumbtacks/ Pushpins OK

This basic bulletin board wallpaper is available in a rich selection of colors.
It features an antibacterial function that helps suppress the growth of bacteria on the surface.

K 511-1 / K 511-2

K 501-1 / K 501-2

K 512-1 / K 512-2

K 518-1 / K 518-2

K 517-1 / K 517-2

K 502-1 / K 502-2

K 503-1 / K 503-2

K 505-1 / K 505-2

K 506-1 / K 506-2

K 515-1 / K 515-2

K 501～518-1 Width 92 cm × 40 m Random Length Roll, 0.85 mm Thickness
K 501～518-2 Width 122 cm × 30 m Random Length Roll, 0.85 mm Thickness
Anti-Mold | Anti-Bacterial

Note: 21 Please be sure to check p. 273.

K 518

SAN-Form Line II

Thumbtacks/ Pushpins OK

This is a line-pattern type that makes it easy to post items straight.
It features an antibacterial function that helps suppress the growth of bacteria on the surface.

K 601-1 / K 601-2

K 602-1 / K 602-2

K 603-1 / K 603-2

K 613-1 / K 613-2

K 614-1 / K 614-2

K 601～614-1 Width 92 cm× 40 m Random Length Roll, 0.80 mm Thickness
K 601～614-2 Width 122 cm× 30 m Random Length Roll, 0.80 mm Thickness
Anti-Mold | Anti-Bacterial

Note: 21 Please be sure to check p. 273.

K 614

Suitable for posting with thumbtacks and pushpins

K 656

SAN-Form Basic J-II

Thumbtacks/ Pushpins OK

K 551 (Same color as K 501)

K 552 (Same color as K 502)

K 553 (Same color as K 503)

K 554 (Same color as K 506)

Width 92 cm × 40 m Random Length Roll, 0.85 mm Thickness
Anti-Mold | Anti-Bacterial

Note: 21 Please be sure to check p. 273.

K 657

SAN-Form Cork II

Thumbtacks/ Pushpins OK

This is a bulletin board wallpaper with a cork pattern. It is also recommended for use as an accent in residential settings.

K 656

Width 92 cm × 40 m Random Length Roll, 0.85 mm Thickness
Anti-Mold | Anti-Bacterial

Note: 21 Please be sure to check p. 273.

SAN-Form Green II

Thumbtacks/ Pushpins OK

This is a bulletin board wallpaper with a lawn pattern. It is also recommended for use as an accent in residential settings.

K 657

Width 92 cm × 40 m Random Length Roll, 0.85 mm Thickness
Anti-Mold | Anti-Bacterial

Note: 21 Please be sure to check p. 273.

Suitable for posting with thumbtacks and pushpins

Whiteboard

NEW SAN-Whiteboard

Marker OK | Magnet OK | Projector OK

This product allows for writing and erasing with whiteboard markers and supports posting with magnets. It is also compatible with projector projections.

K 351-1 / K 351-2

K 351-1 Width 93 cm × 12 m Random Length Roll, 0.85 mm Thickness
K 351-2 Width 121 cm × 9 m Random Length Roll, 0.85 mm Thickness
Product Weight: 2.2 kg/m²
Anti-Rust
Note: 24 Please be sure to check p. 273.

■ Magnetic Strength Evaluation (Reference Values)

Paper Thickness: 64 g/m²

Magnet Type		A4 Size	A3 Size
Round Magnet (secured with two magnets)	KOKUYO MAC-40NB	3 sheets	2 sheets
Magnet Bar	KOKUYO MAC-T201NB 200L	5 sheets	3 sheets

*The above test results are measured values and are not guaranteed values.
*This document provides reference information on approximate magnetic strength. We do not recommend the specific magnets shown; we suggest using magnets with stronger magnetic force.
*The functional properties and test results described on this page are based solely on Japanese national standards or our own internal specifications, testing methods, and criteria.
We have not conducted any testing based on the standards, testing methods, or criteria of other countries or regions where the product may be sold or used.

K 351

REATEC Whiteboard Sheet

Marker OK | Projector OK

This is a self-adhesive decorative film designed for writing and erasing with whiteboard markers.
When used in combination with a metal plate, it allows for posting with magnets.
In addition, TW-1000 specifically supports projector projections and can be folded for installation over seams.

TW-1000

TW-2000

TWP-2001

TW-1000 Width 122 cm
TW-2000 Width 122 cm
TWP-2001 Width 122 cm
Note: 25 Please be sure to check p. 274.

■ Function Comparison

	Writing and Erasing with Whiteboard Markers	Projector Projection	Folding Installation
TW-1000	○※	○	○
TW-2000	◎	×	×
TWP-2001			

*Writing and erasing are possible with the recommended markers and erasers

TWP-2001

Whiteboard-specific markers can be used | Posting with magnets is possible | Projector projection is supported

K 304 (SAN-Magnet Base) ・TH 34665 (Wallpaper P.138)

K 308

Magnet

SAN-Magnet Base (Base Material)

Magnet OK

This is a base material containing iron powder, used in combination with wallpaper.

K 304

<Usage Image>

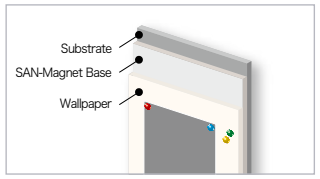

Width 92 cm × 12 m Random Length Roll, 0.85 mm Thickness
Product Weight: 2.0 kg/m^2
Anti-Rust

Note: 22 Please be sure to check p. 273.

■ Magnetic Strength Evaluation (Reference Values)

In the case of K304 (SAN-Magnet Base) + TH34665

Paper Thickness: 64 g/m^2

Magnet Type		A4 Size	A3 Size
Round Magnet (secured with two magnets)	KOKUYO MAC-40NB	2 sheets	1 sheet
Magnet Bar	KOKUYO MAC-T201NB 200L	2 sheets	1 sheet

*The above test results are measured values and are not guaranteed values.
*This document provides reference information on approximate magnetic strength. We do not recommend the specific magnets shown; we suggest using magnets with stronger magnetic force.
*The functional properties and test results described on this page are based solely on Japanese national standards or our own internal specifications, testing methods, and criteria.
We have not conducted any testing based on the standards, testing methods, or criteria of other countries or regions where the product may be sold or used.

SAN-Magnet

Thumbtacks/ Pushpins OK Magnet OK

Containing iron powder, this bulletin board wallcovering supports magnetic posting.


K 302

K 303

K 308

Width 92 cm × 12 m Random Length Roll, 0.75 mm Thickness Product Weight: 2.0 kg/m^2
Anti-Rust

Note: 23 Please be sure to check p. 273.

■ Magnetic Strength Evaluation (Reference Values)

Paper Thickness: 64 g/m^2

Magnet Type		A4 Size	A3 Size
Round Magnet (secured with two magnets)	KOKUYO MAC-40NB	3 sheets	2 sheets
Magnet Bar	KOKUYO MAC-T201NB 200L	5 sheets	3 sheets

*The above test results are measured values and are not guaranteed values.
*This document provides reference information on approximate magnetic strength. We do not recommend the specific magnets shown; we suggest using magnets with stronger magnetic force.
*The functional properties and test results described on this page are based solely on Japanese national standards or our own internal specifications, testing methods, and criteria.
We have not conducted any testing based on the standards, testing methods, or criteria of other countries or regions where the product may be sold or used.

Suitable for posting with thumbtacks and pushpins Posting with magnets is possible

Wallpaper for Projectors

Projector images are displayed clearly

- Distortion of images and texts is minimal, offering excellent image reproducibility.
- Clear images can be viewed not only directly in front but also from an angle (Viewing angle: 160 degrees or more).
- Recommended for offices, conference rooms, rental spaces, educational facilities, and more.

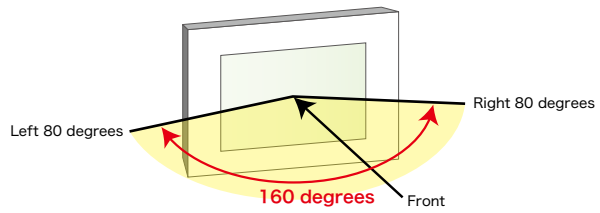

■ Projector Projection Suitability

	Moiré	Light Source Reflection	Embossing Visibility
Wallpaper for Projectors	○	○	○
General Vinyl Wallpaper (Textile Texture)	×	○	△
General Vinyl Wallpaper (Matte Texture)	○	×	○

■ Brightness and Whiteness

*Measured using a spectrophotometer

	Brightness: L Value	Whiteness: W Value
TH 34397	91.99	90.53
TH 34398	92.67	90.09
TH 34399	90.27	90.72
TH 34577	92.10	92.23

- Higher brightness and whiteness values provide better color reproduction.
- You can select a color based on the viewing distance from the screen and the intended use.
- If the viewing distance is far, higher brightness and whiteness are effective.
- For viewing at a short distance, lower brightness and whiteness are eye-friendly, resulting in a more subdued image.

* The functional properties and test results described on this page are based solely on Japanese national standards or our own internal specifications, testing methods, and criteria.
We have not conducted any testing based on the standards, testing methods, or criteria of other countries or regions where the product may be sold or used.



TH 34577 (P.114) Super Durable

Notes: 05, 07 Please be sure to check p. 272.

TH 34397 (P.87) Long-Term

Notes: 05, 06 Please be sure to check p. 272.

TH 34399 (P.87)

Notes: 05, 06 Please be sure to check p. 272.

TH 34398 (P.87)

Notes: 05, 06 Please be sure to check p. 272.

Products with item numbers shown in blue are also listed on other pages.

TH 34397

Dustproof Wallpaper

1. Dustproof

Helps create a hygienic and clean environment by suppressing the adhesion of dust caused by static electricity.

2. Anti-Static Property

Suppresses static charge by allowing electricity to dissipate.

■ Anti-Static Performance Test

	Test Method	General Vinyl Wallpaper	CR-11～CR-14	CR-15～CR-16
Surface Resistivity (Ω)	JIS K 6911	$(1\sim9)\times10^{12\sim13}$	$(5\sim9)\times10^{8}$	$(5\sim9)\times10^{6}$
Charge Half Decay Time (seconds)	JIS L 1094	———	0.5 seconds or less	0.3 seconds

*The above test results are measured values and are not guaranteed values.
*CR-17 to 18 are not anti-static types.
*The functional properties and test results described on this page are based solely on Japanese national standards or our own internal specifications, testing methods, and criteria.

Recommended Spaces		
	*Semiconductor and LSI factories and laboratories	*Assembly and inspection rooms for electronic devices and precision machinery
	*Assembly rooms for optical equipment and cameras and film manufacturing rooms	*Computer rooms and various equipment factories

Dustproof Tape

This is a joint protection tape exclusively for dustproof wallpaper. It has an anti-static performance of $10^{9}\Omega$.

CR-11-TP ～ CR-18-TP

Specifications: Width 30 mm x 50 m Roll　Material: Polyester Film

Note: 27　Please be sure to check p. 274.

Outgassing and Chemical Contamination Countermeasure Type

It minimizes outgassing and suppresses chemical contamination from the wallpaper or substrate. Furthermore, due to the effect of EVAL film, it also excels in stain resistance and chemical resistance.

SIAA ISO 22196 Antibacterial Treatment

■ Outgassing Performance Evaluation

A lower value for the Total SVOC Emission Rate indicates less SVOC outgassing.

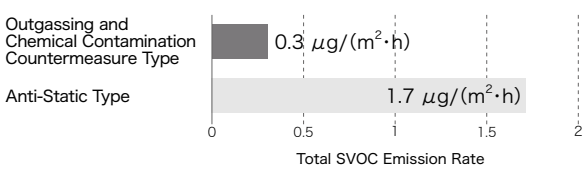

[Structure Diagram]

EVOH Resin Film Layer
PVC Layer
Aluminum Hydroxide Paper Layer

[Test Method] JIS A 1904　[Test Institution] MC Evolve Technologies Corporation

*The test specimen was prepared by installing the product onto the plasterboard (standard plate), including adhesives (such as starch or vinyl acetate paste) and substrate treatment agents (such as water-based sealers).
*The Total SVOC amount is the value obtained by collectively quantifying all components detected in the range of hexadecane to triacontane using a hexadecane conversion factor.

CR-17
Dustproof Tape CR-17-TP

CR-18
Dustproof Tape CR-18-TP

Width 92 cm
Anti-Mold | Anti-Bacterial | Stain Prevention
Notes: 06, 07, 26　Please be sure to check pp. 272 and 274.

Surface Resistance Value $10^{8}\Omega$

Anti-Static Type

It maintains a high level of anti-static performance in the semiconductor range, with a surface resistivity of 10^{8} Ω.

[Structure Diagram]

Anti-Static Layer
PVC Layer
Aluminum Hydroxide Paper Layer

CR-11
Dustproof Tape CR-11-TP

CR-13
Dustproof Tape CR-13-TP

CR-12
Dustproof Tape CR-12-TP

CR-14
Dustproof Tape CR-14-TP

Width 92 cm
Anti-Mold
Notes: 06, 26　Please be sure to check pp. 272 and 274.

Surface Resistance Value $10^{6}\Omega$

High-Performance Anti-Static Type

It maintains an even higher level of anti-static performance, with a surface resistivity of $10^{6}\Omega$.

[Structure Diagram]

Urethane Resin Layer
Anti-Static Layer
PVC Layer
Aluminum Hydroxide Paper Layer

CR -15
Dustproof Tape CR-15-TP

CR-16
Dustproof Tape CR-16-TP

Width 92 cm
Anti-Mold
Notes: 06, 26　Please be sure to check pp. 272 and 274.

SOUNDIA

Creating Clear and Comfortable Indoor Acoustic Environments

SOUNDIA is a hard felt tile with sound-absorbing properties.
It absorbs unwanted reverberations of voices and audio sounds,
creating a more comfortable indoor acoustic environment.
Its minimal and sophisticated design enhances the overall look of the space.
It features an environmentally conscious design containing approximately 60% recycled PET material.

Sound Absorption Effect When SOUNDIA is Installed

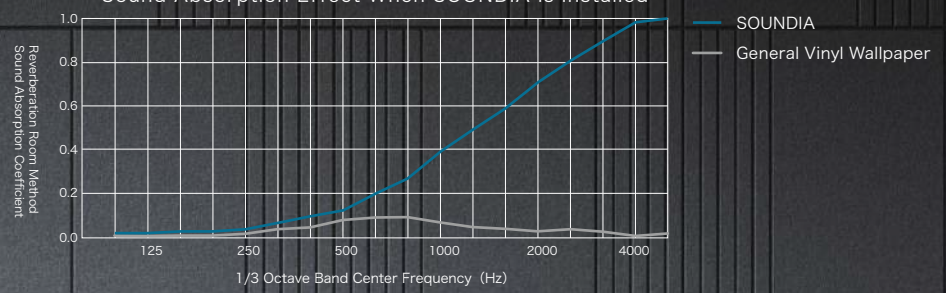

[Test Method] Based on JIS A 1409.
*The test results in the figure above are measured values and are not guaranteed values.
*The functional properties and test results described on this page are based solely on Japanese national standards or our own internal specifications, testing methods, and criteria. We have not conducted any testing based on the standards, testing methods, or criteria of other countries or regions where the product may be sold or used.

ECH-102・202



ECH-101・201

ECH-102

Sound Absorption
It suppresses sound reverberations to create a clear acoustic environment

Safety and Security
F☆☆☆☆ equivalent low-formaldehyde product

ECO
Contains approximately 60% recycled PET

Lightweight
Lightweight design of approximately 1,900 g/m²

Easy Installation
Can be installed using double-sided tape or insect pins
Can be cut with a cutter

FLAT

Sold by sheet

made in China
Dimensions: 30 x 60 cm
Thickness: 9 mm
Material: 100% Polyester Fiber

Note: 30 Please be sure to check p. 274.

ECH-101 NEW
ECH-102 NEW
ECH-103 NEW

STRIPE

Sold by sheet

made in China
Dimensions: 30 x 60 cm
Thickness: 9 mm
Material: 100% Polyester Fiber

Note: 30 Please be sure to check p. 274.



ECH-201 NEW
ECH-202 NEW
ECH-203 NEW

*Since recycled materials are used, slight color differences may occur.
*Can be installed using double-sided tape or insect pins.
*For other notes, please be sure to check p. 274.
*As shown in the figure below, the design features a 45° chamfer on all four sides.

Accent Panel (Cushion Type) Order Made Product

Accent Panels are made of a polyurethane core covered with fabric.
The three-dimensional nature of these panels will further enhance your interior design.

Product Features

- ■ You can create panels that perfectly match your vision by freely choosing the fabric and size.
- ■ Installation is easy since no adhesive is used. This is a hook-and-loop fastener installation method.
- ■ Since the panels are lightweight, they are easy to remove during renovations.
- ■ Because they have sound-absorbing properties, these panels are recommended for spaces like bedrooms and home theater rooms.

How to Order

(1) Please select the fabric from our curtain and upholstery fabric selection.

(2) Please specify the size.
*You can specify the size in 1 cm increments.

Production Size Range

Min. size: 30 cm × 30 cm
Max. size: 90 cm × 180 cm
Thickness: Approx. 2.6 cm

■ Acoustic Absorption Rate of Installed Accent Panel

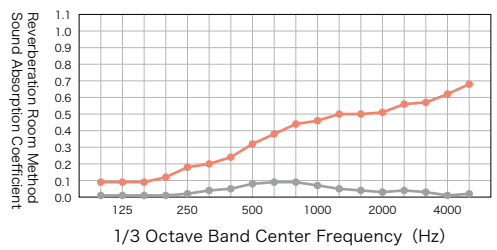

Accent Panel
General Vinyl Wallpaper

[Test Method]
Based on JIS A 1409.

*The test results in the figure on the left are measured values and are not guaranteed values.
*The functional properties and test results described on this page are based solely on Japanese national standards or our own internal specifications, testing methods, and criteria.

*For details, please contact our sales representative.

Panel Art (Wall-Hanging)

Panel Art lets you decorate your space with an artistic flair, using wallpaper or curtain fabrics.
You can enjoy it as a room accent, much like displaying a piece of art.

Product Features

- ■ You can freely select the fabric and size from our wallpaper, curtain, and upholstery selection.
- ■ Installation is easy because specialized components are included in the set. We offer two types: cord-hung type and cleat-hung type.

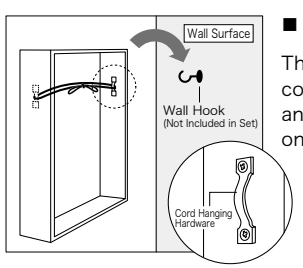

■ Cord-Hung Type

The panel comes with cord hanging hardware and a white hanging cord on the inside.

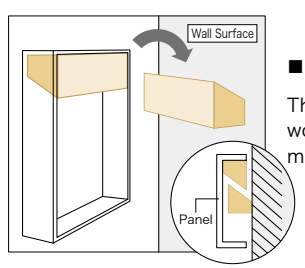

■ Cleat-Hung Type

The set includes wood pieces for wall mounting.
*Please note that mounting screws are not included.

How to Order

(1) Please select the fabric from our wallpaper, curtain and upholstery fabric selection.
(2) Please specify the size.
*You can specify the size in 1 cm increments.
(3) Please select the installation type.

*For details, please contact our sales representative.

Production Size Range

Min. size: 30 cm × 30 cm Max. size: 90 cm × 180 cm
Thickness: Approx. 2.5 cm

*Please note that if one side of the panel exceeds 90 cm in length, the panel thickness will be approximately 3 cm.
*The base material is lauan plywood.



Smart Joiner (Trim)

Smart Joiner SLIM

For Flat Surfaces

A trim for flat surfaces which beautifully finishes wallpaper joints

This is a slim and stylish 7 mm wide trim. It's a pre-installation type of trim for flat surfaces, designed to have its attachment piece installed on the substrate beforehand.

POINT 1

Install the joiner body by snapping it into the attachment that's already been installed on the substrate

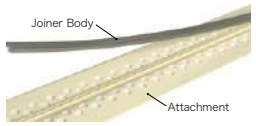

POINT 2

A simple shape that blends well with various interior spaces

Installation Image

(1) Attach the attachment to the substrate using both the included double-sided tape and adhesive

(2) Smooth out the unevenness between the substrate and the attachment by applying putty

(3) Apply wallpaper on the wall

(4) Attach the joiner body

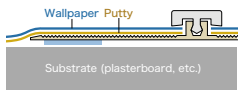

Joiner Body (H 2,500 mm × W 7mm)

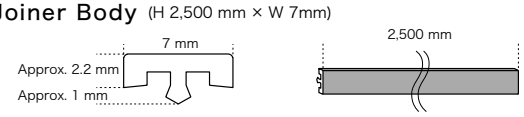

Attachment (H 2,500 mm × W 46.5 mm)

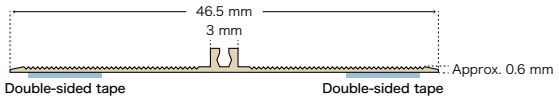

The joiner body and attachments are sold separately.
Please order two types of parts: the joiner body (SRJ-211 to SRJ-253) and the attachment (SRJ-AT1) for installation.

Smart Joiner EASY

For Flat Surfaces

A retrofit trim for flat surfaces, featuring a simple design and easy installation

This is a 10 mm wide trim for flat surfaces that can be easily installed over the existing wallpaper.



POINT

You can easily install it over the existing wallpaper using the included double-sided tape in combination with instant adhesive (BB-546).

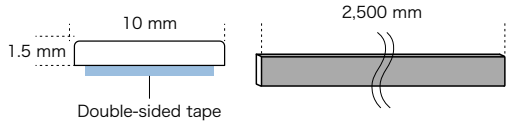

Smart Joiner CORNER

For Corners

Perfect for reinforcing corners and pattern separation

This is a retrofit corner trim designed to reinforce corners and allow for distinct wallpaper separation at external corners.

POINT

You can easily install it over the existing wallpaper using the included double-sided tape in combination with instant adhesive (BB-546).

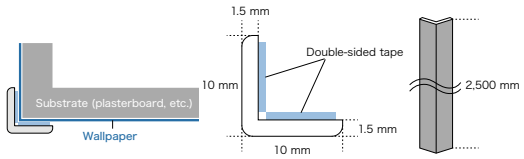

Specifications H 2,500 mm × W 10 mm (90°)

■ Smart Joiner Body List

Color and Material	Solid Color Material: ABS resin laminated with olefin sheet						Metallic Material: ABS resin laminated with PVC sheet		
Color Image	White	Off-White	Ivory	Light Greige	Warm Gray	Black	Silver	Champagne Gold	Gold
Smart Joiner SLIM (Attachments are sold separately)	SRJ-211	SRJ-212	SRJ-213	SRJ-214	SRJ-215	SRJ-216	SRJ-251	SRJ-252	SRJ-253
Smart Joiner EASY	EGJ-411	EGJ-412	EGJ-413	EGJ-414	EGJ-415	EGJ-416	EGJ-451	EGJ-452	EGJ-453
Smart Joiner CORNER	SCN-11	SCN-12	SCN-13	SCN-14	SCN-15	SCN-16	SCN-51	SCN-52	SCN-53

■ Smart Joiner SLIM Attachment

Item No. : SRJ-AT1

SCN-52・EGJ-452・TH 34340 (P.78)・34342 (P.78)・34375 (P.84)

Molding (Decorative Trim)

These moldings can be used for ceiling cornices, wainscoting trims, or picture frames to add an elegant touch to your interior.

Product Features

■Enhanced Grade

With its sophisticated design, it creates a luxurious space that is a cut above the rest. It can be used broadly, from traditional European interiors to modern styles.

■Quick Installation

It offers excellent dimensional stability and good workability, which helps to improve work efficiency.

[Frame]

This trim can be widely used as a divider for separating wall finishes on upper and lower wall sections, and also as framing or accent decoration for wall mounted items like artwork.

◀ MM90 (Frame)

[Ceiling Trim]

Used at the junction between the ceiling and wall, this molding elevates the overall look of the interior.

◀ MM 80 (Ceiling Trim)

*Thickness, size, and color may vary slightly. Please make any necessary adjustments on-site during installation.
*The validity period of molding may differ from that of the sample book. Specifications and prices are subject to change during the sample book's validity period.

Please check our website for the product lineup.
(Japanese)

MM-84・89・TH 34918 (P.195)

Functional Guide

Wallpaper has a variety of functions depending on the surface coating and composition.

Select a Wallpaper by Functionality

Highly **Scratch** Resistant

Anti-Scratch / Urethane Coating / Super Durable

Highly **Stain** Resistant

Water Repellent / Urethane Coating / Stain Prevention

Chemical Resistant

Film Stain Prevention - Barrier Type / Deodorant Type
Super Durable / Urethane Coating Wallpaper

Effective Against Odors

Deodorant / Film Stain Prevention - Deodorant Type

Crack Resistant

Stretch / Tough Stretch Wallpaper

Effective Against **Viruses, Allergens, and Bacteria**

Anti-Virus Wallpaper (Light Fresh Wallpaper) /
Anti-Allergic Wallpaper / Anti-Bacterial

Good **Workability** / **Substrate** is Less Visible

Easy Installation Wallpaper

*The functional properties and test results described on this page are based solely on Japanese national standards or our own internal specifications, testing methods, and criteria. We have not conducted any testing based on the standards, testing methods, or criteria of other countries or regions where the product may be sold or used.

Q Which wallpaper is highly scratch resistant?

A Please select from the **Anti-Scratch, Urethane Coating,** and **Super Durable** function icons.

Anti-Scratch

Conforms to the Wallcoverings Association's "Anti-Scratch Wallpaper Performance Test" standard
200 g load/5 cycles (Grade 4 or higher)

The unified standard for the wallpaper industry.
Indicates higher surface strength compared to general vinyl wallpaper.

≦

Urethane Coating

Conforms to the Wallcoverings Association's "Anti-Scratch Wallpaper Performance Test" standard
200 g load/5 cycles (Grade 4 or higher)

The urethane resin coating layer on the surface satisfies the anti-scratch standard and is also effective in providing stain resistance and chemical resistance.

<

Super Durable

Conforms to the Wallcoverings Association's "Anti-Scratch Wallpaper Performance Test" standard and also adheres to the following stricter in-house standards
200 g load/ 15 cycles (Grade 5)
30 cycles (Grade 4 or higher)

This wallpaper further enhances durability through the strength of the EVAL film laminated on the surface and its scratch-resistant surface structure.

Q Which wallpaper is highly stain resistant?

A Please select from the **Water Repellent, Urethane Coating,** and **Stain Prevention** function icons.

Water Repellent

Based on our original in-house "Water Repellent Performance Evaluation Test"
The water repellent coating on the surface repels water-based stains, making the wallpaper easy to wipe clean.

Water Repellent Coating
Water is repelled

General Vinyl Wallpaper
Water droplets spread

<

Urethane Coating

Based on the Wallcoverings Association's "Stain Prevention Wallpaper Performance Test" standard

- Urethane resin coated on the surface
- Compared to general vinyl wallpaper, it has excellent stain resistance and chemical resistance.

<

Stain Prevention

Conforms to the Wallcoverings Association's "Stain Prevention Wallpaper Performance Test" standard

- Film laminated on the surface
- Test result is Grade 4 or higher (on a 5-level scale)

The laminated film layer on the surface is also effective in providing stain resistance and chemical resistance.

Stain Prevention Wallpaper

General Vinyl Wallpaper

Q Which wallpaper is chemical resistant?

A Please select from the **Stain Prevention** and **Urethane Coating** function icons.

Chemical Names	Film Stain Prevention - Deodorant Type	Film Stain Prevention - Barrier Type Super Durable	Urethane Coating Wallpaper	General Vinyl Wallpaper
Sodium Hypochlorite (6%)	◎	◎	◎	○
Anhydrous Ethanol (99.5 vol%)	◎	◎	◎	◎
Hydrogen Peroxide Solution (3.5 w/v%)	◎	◎	◎	◎
Povidone-Iodine (7%)	◎	△	△	×
Benzalkonium Chloride Solution (10%)	◎	○	○	△
Cresol Soap Solution (3%)	◎	◎	◎	◎

[Test Method] Based on JIS K 6902B, and the contaminants determined according to our in-house standards.
[Evaluation Criteria] Comprehensive evaluation based on change in color and physical conditions.
Color Change: The degree of staining is evaluated using the gray scale for assessing staining specified in JIS L 0805.
Physical Change: Appearance changes are evaluated by visual inspection.
◎ … No change ○ … Slight change
△ … Change observed × … Obvious change

Q Which wallpaper has deodorizing effects?

A Please select from the **Deodorant** and **Film Stain Prevention - Deodorant Type** function icons.

Deodorant

Based on our original in-house "Wallpaper Deodorizing Performance Evaluation Test"
The deodorizing effects are achieved by chemicals blended into the surface of the wallpaper.
It can be expected to be effective against various odors, including formaldehyde (odors from building materials, etc.), acetaldehyde (cigarette smoke odors, aging odors, etc.), and ammonia (toilet odors, pet odors, etc.).

*Please refer to p. 271 for the test method.

Film Stain Prevention - Deodorant Type

Based on our original in-house "Wallpaper Deodorizing Performance Evaluation Test"
This wallpaper achieves both deodorizing and stain prevention performance because a deodorant agent is blended into the surface film, which is laminated for the purpose of stain prevention.
It can be expected to be effective against various odors, including formaldehyde (odors from building materials, etc.), acetaldehyde (cigarette smoke odors, aging odors, etc.), and ammonia (toilet odors, pet odors, etc.).

*Please refer to p. 269 for the test method.

Film Stain Prevention - Barrier Type

EVAL BARRIER CLOTH

SIAA ISO 22196 Antibacterial Treatment

1. Excellent Stain Resistance, Chemical Resistance, and Antibacterial Performance

Stains can be easily wiped off with water or a neutral detergent. Its excellent chemical resistance and antibacterial properties make maintenance effortless and help keep the space hygienic.

2. Odor-Blocking Deodorizing Effect

The EVAL film on the surface acts as a barrier against odor components, helping to prevent odors from permeating the wallpaper and suppress their emission of smells.

3. Excellent Surface Strength and Scratch Resistance

The high-strength EVAL film effectively helps prevent surface scratches and peeling that can occur when objects bump against the wallpaper.

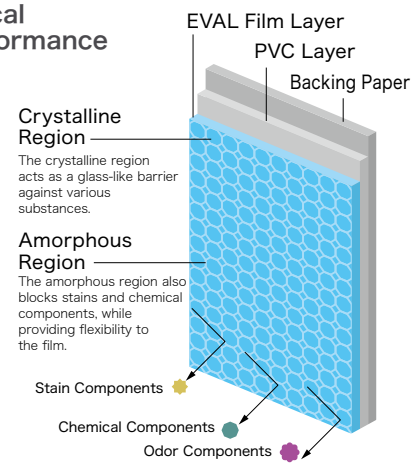

■ Stain Resistance Test Results

This test evaluates stain prevention performance 24 hours after exposure to various contaminants.

Contaminants	Film Stain Prevention - Barrier Type			General Vinyl Wallpaper		
	Water	Neutral Detergent	Alcohol	Water	Neutral Detergent	Alcohol
Coffee	◎	◎	◎	△	△	△
Soy Sauce	◎	◎	◎	×	△	△
Sauce	◎	◎	◎	××	×	×
Orange Juice	◎	◎	◎	○	◎	◎
Water-based Marker	○	◎	◎	×	×	×
Crayon	△	◎	◎	××	××	××
Oil-based Marker	××	×	◎	××	××	××
Lipstick	△	◎	◎	××	×	××

[Test Method]
Based on the Wallcoverings Association's "Stain Prevention Wallpaper Performance Test."

[Evaluation Criteria]
The degree of staining is evaluated using the gray scale for assessing staining specified in JIS L 0805, with grades ranging from Grade 1 (poor ××) to Grade 5 (excellent ◎).

*The above test results are measured values and are not guaranteed values.
*Test results may vary depending on the color and pattern.

■ Antibacterial Performance Comparison Table

The product meets the specified performance requirement of [< 0.63].

	Bacterium A		Bacterium B		Bacterium C	
	Immediately after inoculation	After 24 hours	Immediately after inoculation	After 24 hours	Immediately after inoculation	After 24 hours
Film Stain Prevention - Barrier Type	1.2×10^4	<0.63	1.1×10^4	<0.63	1.2×10^4	<0.63
Polyethylene Film	1.2×10^4	1.5×10^6	1.1×10^4	3.6×10^4	1.2×10^4	7.6×10^4

[Test Method] Based on the Wallcoverings Association's "Anti-Bacterial Performance Test."

■ Stain Removal Performance Comparison

Film Stain Prevention - Barrier Type | General Vinyl Wallpaper

[Test Method]
Crayon marks applied to the wallpaper surface and then wiped off using ethanol.

Please refer to the applicable products marked with the "Film Stain Prevention -Barrier Type" icon. ▶▶

Film Stain Prevention - Deodorant Type

SIAA ISO 22196 Antibacterial Treatment

1. Deodorization of Unpleasant Odors

The deodorant agent blended into the surface film chemically reacts with, adsorbs, and decomposes odor-causing substances. This provides a deodorizing effect against common household odors, cigarette smoke, and formaldehyde.

2. Excellent Stain Resistance and Chemical Resistance

Stains can be easily removed with water or a neutral detergent. It has high stain-resistant performance, especially against water-based stains. Furthermore, it excels in chemical resistance and antibacterial properties, helping to maintain a clean and hygienic environment.

Deodorization Mechanism

The deodorant and antibacterial agents blended into the film chemically react with, adsorb, and decompose odor-causing substances, achieving a deodorizing effect.
The effect lasts for approximately 5 to 10 years, although this varies depending on the environment.

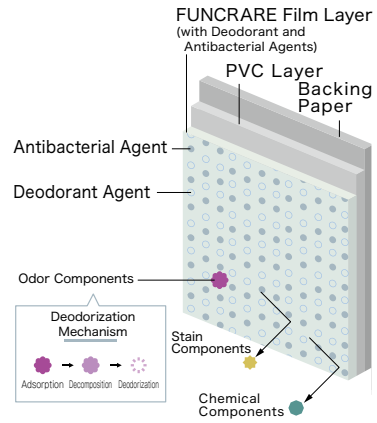

■ Deodorization Performance Test

[Test Results]

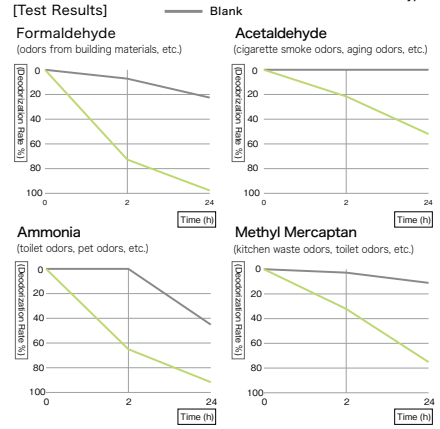

[Test Methods]
1. A 12 cm × 12 cm sample is prepared, and its edges and back surface are sealed with aluminum tape to create a test specimen with an effective area of 100 cm² (10 cm × 10 cm).
2. The test specimen is placed in a 5 L Tedlar bag.
3. Each test gas is adjusted to the predetermined concentration and injected at a specified volume (2 L).
4. Residual gas concentrations after 2 hours and 24 hours are measured using a detector tube.
5. A blank test is defined as the same evaluation performed simultaneously without a sample.
6. The reduction rate is calculated based on the residual amount relative to the initial concentration.

■ Stain Resistance Test Results

This test evaluates stain prevention performance 24 hours after exposure to various contaminants.

Contaminants	Film Stain Prevention - Deodorant Type			General Vinyl Wallpaper		
	Water	Neutral Detergent	Alcohol	Water	Neutral Detergent	Alcohol
Coffee	◎	◎	◎	△	△	△
Soy Sauce	◎	◎	◎	×	△	△
Sauce	◎	◎	◎	××	×	×
Orange Juice	◎	◎	◎	○	◎	◎
Water-based Marker	—	◎	◎	×	×	×
Crayon	—	◎	◎	××	××	××
Oil-based Marker	—	△	○	××	××	××
Lipstick	—	△	×	××	×	××

[Test Method]
Based on the Wallcoverings Association's "Stain Prevention Wallpaper Performance Test."

[Evaluation Criteria]
The degree of staining is evaluated using the gray scale for assessing staining specified in JIS L 0805, with grades ranging from Grade 1 (poor ××) to Grade 5 (excellent ◎).

*The above test results are measured values and are not guaranteed values.
*Test results may vary depending on the color and pattern.

Please refer to the applicable products marked with the "Film Stain Prevention -Deodorant Type" icon. ▶▶

Super Durable

EVAL BARRIER CLOTH

SIAA ISO 22196 Antibacterial Treatment

1. Highly Scratch Resistant

This wallpaper further enhances the durability of the "Film Stain Prevention - Barrier Type" through the strength of the EVAL film and its scratch resistant surface structure.

2. Highly Impact Resistant

It demonstrates superior impact resistance compared to general vinyl wallpaper.

3. EVAL Film Barrier Function

The EVAL film offers strong resistance to stains and provides an expected deodorization effect. Its excellent chemical resistance and antibacterial properties also make maintenance effortless, helping to maintain a clean and hygienic environment.

*For details on the functions of the EVAL film, please refer to the function description for the Film Stain Prevention - Barrier Type.

■ Surface Strength Test Results for Super Durable

Super Durable meets stricter surface strength criteria.

Test Materials	5 Reciprocating Cycles	15 Reciprocating Cycles	30 Reciprocating Cycles
Super Durable Performance Criteria (*In-house criteria)	Grade 5	Grade 5	Grade 4 or higher
Anti-Scratch Wallpaper Performance Criteria (*Specified by the Wallcoverings Association)	Grade 4 or higher	—	—

[Test Method]
Based on the Wallcoverings Association's "Anti-Scratch Wallpaper Performance Test."

[Evaluation Criteria]
A specified rubbing element (200 g load) is attached and the surface is rubbed 5, 15, and 30 reciprocating cycles, and the degree of surface scratching is visually evaluated.
Grade 5: No visible change upon visual inspection
Grade 4: Minor surface scratches are observed, but no large tears to the surface layer are observed
Grade 3: Tears to the surface layer are clearly observed
Grade 2: The surface layer is torn, and the backing material (such as paper) is clearly observed (tear length less than 1 cm)
Grade 1: The surface layer is torn, and the backing material (such as paper) is clearly observed (tear length 1 cm or more)

■ Surface Strength Performance Comparison

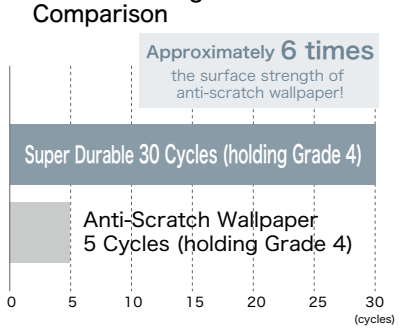

*The above test results are measured values and are not guaranteed values.

■ Surface Strength Performance Comparison

Super Durable

General Vinyl Wallpaper

Please refer to the applicable products marked with the "Super Durable" icon. ▶▶

Tough Stretch Wallpaper

Wallpaper that is highly resistant to scratches and stains and helps reduce cracking

1. Excellent Surface Strength and Scratch Resistance

The scratch-resistant surface structure enhances surface strength.
Reduces daily scratches and maintains the aesthetic appearance.

2. Wallpaper's Stretchability Covers Substrate Movement

With its specially formulated composition, the resin on the wallpaper surface has stretchability, which helps cover substrate movement and can be expected to reduce cracking.

3. Water Repellent Coating Makes Stain Removal Easy

The water repellent coating on the surface repels moisture, making stains easy to wipe away and offering excellent maintainability.

■ Surface Strength Performance Test

[Test Results]

Tough Stretch Wallpaper

Performance: Grades 4–5

General Vinyl Wallpaper

Performance: Grades 1–3

[Test Method]
Based on the Wallcoverings Association's "Anti-Scratch Wallpaper Performance Test."

[Evaluation Criteria]
A specified rubbing element (200 g load) is attached and the surface is rubbed 5 reciprocating cycles, and the degree of surface scratching is visually evaluated.

Grade 5: No visible change upon visual inspection
Grade 4: Minor surface scratches are observed, but no large tears to the surface layer are observed
Grade 3: Tears to the surface layer are clearly observed
Grade 2: The surface layer is torn, and the backing material (such as paper) is clearly observed (tear length less than 1 cm)
Grade 1: The surface layer is torn, and the backing material (such as paper) is clearly observed (tear length 1 cm or more)

■ Tensile Strength Test

Test Materials	Displacement 1.5 mm	Displacement 2.5 mm
Tough Stretch Wallpaper	 ○ : Slight Change	○ : Slight Change
General Vinyl Wallpaper	△ : Damage	X : Breakage

*The test results are measured values and do not guarantee that cracking will not occur.

No breakage occurred even when pulled by 2.5 mm.

Tensile Strength Tester

[Test Method]
Wallpaper is adhered to the base material with installation adhesive to create a test specimen. The specimen is pulled using a tester, and the displacement at which a change in condition occurs is measured.
(*Original in-house test)

■ Water Repellent Performance

Tough Stretch Wallpaper

Water is repelled

General Vinyl Wallpaper

Water droplets spread

Please refer to the applicable products marked with the "Tough Stretch" icon. ▶▶

Urethane Coating Wallpaper

Wallpaper highly resistant to stains and scratches, with excellent workability

1. Excellent Surface Strength and Scratch Resistance

By coating the wallpaper surface with environmentally friendly water-based urethane resin, the surface strength is increased. This reduces daily scratches.

2. Easy to Clean Stains and Excellent in Chemical Resistance

Compared to general vinyl wallpaper, it is easier to wipe away stains and also has chemical resistance, resulting in excellent maintainability.

3. Good Workability and Matte Finish

It offers good brush strokes and excellent workability. Furthermore, its matte appearance is also a key feature.

■ Anti-Scratch Performance Test Results

[Test Results]

Test Materials	Evaluation
Urethane Coating Wallpaper	Grades 4-5
General Vinyl Wallpaper	Grades 1-3

[Test Method]
Based on the Wallcoverings Association's "Anti-Scratch Wallpaper Performance Test."

[Evaluation Criteria]
A specified rubbing element (200 g load) is attached and the surface is rubbed 5 reciprocating cycles, and the degree of surface scratching is visually evaluated.

Grade 5: No visible change upon visual inspection
Grade 4: Minor surface scratches are observed, but no large tears to the surface layer are observed
Grade 3: Tears to the surface layer are clearly observed
Grade 2: The surface layer is torn, and the backing material (such as paper) is clearly observed (tear length less than 1 cm)
Grade 1: The surface layer is torn, and the backing material (such as paper) is clearly observed (tear length 1 cm or more)

■ Stain Resistance Test Results

This test evaluates stain prevention performance 24 hours after exposure to various contaminants.

Contaminants	Urethane Coating Wallpaper	General Vinyl Wallpaper	Acrylic Coated Product
Coffee	○	×～△	△～○
Soy Sauce	◎	×～△	△
Sauce	△～○	×	△～○
Orange Juice	◎	○	◎
Water-based Marker	◎	×	△～○
Crayon	○	×	○～◎
Oil-based Marker	××～×	××～×	××～×
Lipstick	△～○	×	△～○

[Test Method]
Based on the Wallcoverings Association's "Stain Prevention Wallpaper Performance Test."

[Evaluation Criteria]
The degree of staining is evaluated using the gray scale for assessing staining specified in JIS L 0805, with grades ranging from Grade 1 (poor ××) to Grade 5 (excellent ◎).

■ Chemical Resistance Test Results

This test evaluates the chemical resistance performance 24 hours after exposure to various chemicals.

Chemical Names	Urethane Coating Wallpaper	General Vinyl Wallpaper	Acrylic Coated Product
Sodium Hypochlorite (6%)	◎	○	△
Anhydrous Ethanol (99.5 vol%)	◎	◎	◎
Aqueous Ammonia (25%)	◎	◎	◎
Hydrogen Peroxide Solution (3.5 w/v%)	◎	◎	◎
Povidone-Iodine (7%)	△	×	△
Hydrochloric Acid (9.5%)	○	△	○
Benzalkonium Chloride Solution (10%)	○	△	△
Formalin Solution (37%)	◎	◎	◎
Cresol Soap Solution (3%)	◎	◎	◎
Thinner (Undiluted)	◎	○	◎

[Test Method]
Based on JIS K 6902B, and the contaminants determined according to our in-house standards.

[Evaluation Criteria]
Comprehensive evaluation based on change in color and physical conditions.

Color Change:
The degree of staining is evaluated using the gray scale for assessing staining specified in JIS L 0805.

Physical Change:
Appearance changes are evaluated by visual inspection.
◎ … No change　○ … Slight change
△ … Change observed　× … Obvious change

*The above test results are measured values and are not guaranteed values.
*Test results may vary depending on the color and pattern.

Please refer to the applicable products marked with the "Urethane Coating" icon. ▶▶

Anti-Virus Wallpaper (Light Fresh Wallpaper)

Anti-virus wallpaper utilizing photocatalysis based on TOTO's environmental purification technology.

Effect of Light Fresh Wallpaper

Active oxygen is generated on the wallpaper surface through visible light-responsive photocatalysis. Together with anti-virus metals, it suppresses harmful viruses regardless of light or dark conditions. Furthermore, the antibacterial components contained in the wallpaper suppress bacteria that cause odors and stains.

* This product is not intended for medical purposes, such as pharmaceuticals or medical devices. Furthermore, this product suppresses viruses attached to the surface, and does not guarantee infection prevention.
* The anti-virus wallpaper is a product developed by Sangetsu Corporation with technical assistance by TOTO LTD. Please direct product inquiries to Sangetsu Corporation.

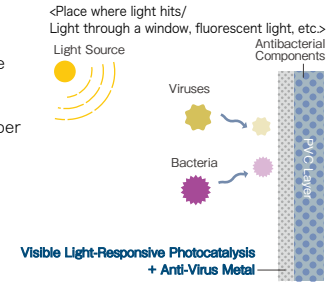

*The image is for illustrative purposes only.

Photocatalytic Technology

This is TOTO LTD.'s environmental purification technology that uses photocatalysis to help clean both our daily life and the planet through the power of light and water. This wallpaper can keep your room clean using light energy, bringing peace of mind to your home.

SIAA ISO 21702 抗ウイルス加工 JP0612489X0009U

The SIAA mark is displayed on products whose quality control and information disclosure comply with the guidelines of the Society of International sustaining growth for Antimicrobial Articles (SIAA), based on results evaluated in accordance with ISO 21702.

■ Anti-Virus Performance Test Results

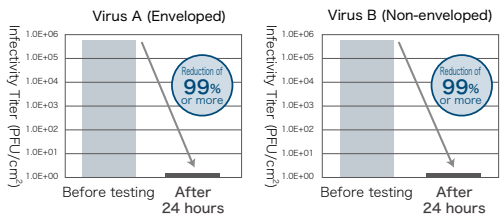

[Test Method] Based on ISO 21702:2019.
[Test Institution] Japan Textile Products Quality and Technology Center
* The above values are measured under typical conditions and are not guaranteed values.

■ Anti-Virus Test (Plaque Assay) Results

The dark, hollowed-out areas (plaques) are traces where cells have been compromised by the presence of a virus.

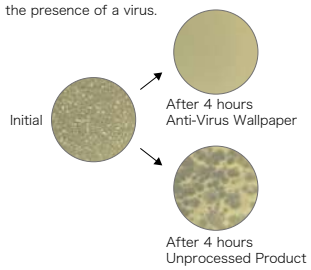

■ Antibacterial Performance Comparison Table

The product meets the specified performance requirement of [< 0.63].

	Bacterium A		Bacterium B	
	Immediately after inoculation	After 24 hours	Immediately after inoculation	After 24 hours
Light Fresh Wallpaper	1.3×10^4	<0.63	1.4×10^4	<0.63
Untreated Test Specimen (Polyethylene Film)	1.3×10^4	5.1×10^5	1.4×10^4	5.8×10^4

[Test Method]
Based on the Wallcoverings Association's "Anti-Bacterial Performance Test."

* Reduces the number of specific viruses on the product.
* The test results are measured values and are not guaranteed values. The product targets specific viruses and bacteria and does not demonstrate effectiveness against all viruses and bacteria.
* It does not have the effect of decomposing or repelling viruses themselves.
* Effectiveness is shown only against viruses and bacteria adhered to the wallpaper surface. It does not promote the adsorption or reduction of viruses in the air.
* The anti-virus treatment is not intended for the treatment or prevention of disease.
* Anti-mold and antibacterial performance is exhibited by the antibacterial components contained in the wallpaper.

Please refer to the applicable products marked with the "Anti-Virus" icon. ▶▶

Anti-Allergic Wallpaper

Reduces the Activity of Allergens

The allergen reduction agent on the wallpaper surface contacts airborne allergens and acts upon them. Most allergens are said to float within approximately one meter above the floor in a room. Using anti-allergic wallpaper on the walls is effective.

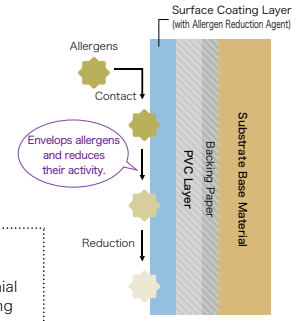

The Lesser-Known "Perennial Allergy"

It is said that the number of Japanese patients with allergic rhinitis (perennial or seasonal) may reach approximately 65% of the population when including both potential and actual cases. A survey found that many perennial allergy sufferers tend not to consider their symptoms severe and often do not seek medical treatment.

Source: "Questionnaire Survey on the Awareness and Behavior of Patients with Allergic Rhinitis – For Improving the QOL of Patients with Perennial Allergic Rhinitis –" Therapeutic Research, Vol. 38, No. 10 (2017)

*The anti-allergic treatment on wallpaper is not intended for the treatment or prevention of disease.
*Effectiveness is shown only against allergens adhered to the wallpaper surface.
*It does not promote the adsorption or reduction of airborne allergens.

■ Allergen Reduction Performance Test

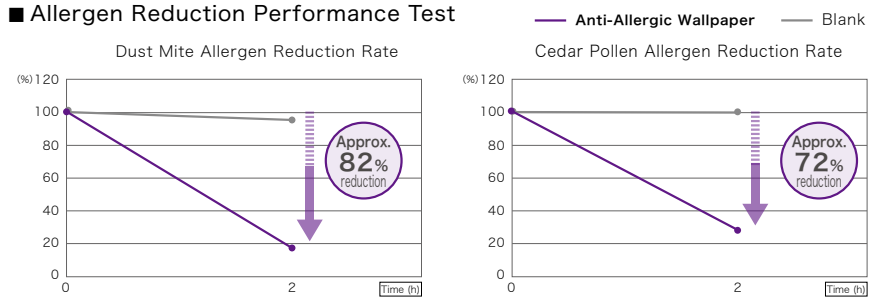

[Test Method]
A solution containing dust mite or cedar pollen allergens is applied to the wallpaper surface. After 2 hours, the remaining allergen amount is measured using the ELISA method.
ELISA (Enzyme-Linked Immunosorbent Assay): Inspection method recommended by the Ministry of Education, Culture, Sports, Science and Technology in the "School Environmental Health Standards" (15 Monkasu No. 402)

*The above test results are measured values and are not guaranteed values.

Japan Atopic Dermatitis Patients Association Recommended Product

This mark indicates that the product is recommended by the Japan Atopic Dermatitis Patients Association.
The Association aims to support the quality of life of patients with atopic dermatitis and allergic diseases and to promote accurate understanding through information dissemination.

Certification Number: S12104F06A: TH34377-34379

Please refer to the applicable products marked with the "Anti-Allergic" icon. ▶▶

Deodorant

1. Deodorizing Cigarette Smoke Odors

Adsorbs and decomposes substances found in cigarette smoke, such as acetaldehyde, acetic acid, and hydrogen sulfide.

2. Eliminates Unpleasant Odors from Everyday Life

Adsorbs and decomposes odors from bathrooms, kitchen waste, and pets.

3. Reduces Formaldehyde

Effective in reducing formaldehyde, a cause of sick building syndrome.

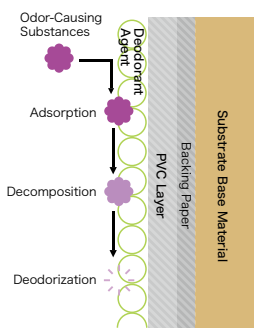

Deodorization Mechanism

The deodorant agent applied to the surface reacts chemically with odor-causing substances, adsorbing and decomposing them to provide deodorizing effects.
The effect lasts for approximately 5 to 10 years, although this varies depending on the environment.

■ Deodorization Performance Test

[Test Results]



[Test Methods]
1. Fold the sample in half and seal the edges with aluminum tape to prepare a deodorizing test specimen. (Effective deodorizing area = 10 cm × 14 cm = 140 cm²)
2. Place one specimen in a Tedlar bag and inject 1 L of air.
3. Inject a specified amount of test gas.
4. Maintain under the specified conditions and measure the remaining gas concentration after 2 hours and 24 hours using detector tubes.
5. Conduct the same test using the general vinyl wallpaper.

* The above test results are measured values and are not guaranteed values.

Please refer to the applicable products marked with the "Deodorant" icon. ▶▶

Precautions for Selection and Installation

The installation difficulty of wallpaper varies depending on the product and the installation environment. Please read the notes listed for each product before selecting an item.

Width 92 cm ↕18.1cm ↔23.1cm (Emboss Repeat)

Film Stain Prevention - Deodorant Type

Anti-Mold | Anti-Bacterial | Anti-Scratch | Deodorant
Water Repellent | Stretch

Note: 02 Please be sure to check p. 272.

Please check the notes shown here.

Precautions by Item

01 | Repeat

- These products have different print repeats and emboss repeats. Please note that if installation is carried out using the indicated repeat, the pattern will not align with the other repeat.

02 | Joint / Pattern Matching

- Please note that the joints may be noticeable due to the product's characteristics.
- The joints may be more noticeable depending on the viewing angle and the usage environment.

03 | White Line

- Due to the product's characteristics, the base material roll is not colored. As a result, depending on the installation environment, conditions, and item number, the joints may appear as if they were marked with white lines.
- We recommend avoiding butt joint installation, as the cut edges will be more noticeable, and instead, advise installing by overlap cutting. When installing by overlap cutting, the cut edges may be visible if the cutter is inserted at an angle. Make sure that the cutter is inserted vertically and take care not to cut the substrate.
- Please exercise particular caution with dark-colored products, as the edges are more likely to stand out.

04 | Scratches / Abrasion

- Due to the nature of the product, the surface is susceptible to scratching; handle with care during installation and maintenance.
- Please take extra care not to scratch or leave adhesive on dark-colored products.
- When installing around external or internal corners, vigorous rubbing with hard brushes or cloths may cause the surface to whiten.
- Excessive rubbing or wiping may also alter the surface gloss.

05 | Substrate / Adhesive Application

- Ensure to thoroughly prepare the substrate and take care not to create any adhesive puddles during installation.
- After applying adhesive, fold the wallpaper loosely to avoid creases, and do not stack the folded wallpaper.
- Depending on the environment—such as when indirect lighting is used—substrate unevenness may become more noticeable.

06 | Installation Cost

- Compared to general vinyl wallpaper, a more complex installation process will be required, which may result in increased installation costs.

Precautions by Product Category

07 | Film Stain Prevention - Barrier Type / Deodorant Type Super Durable

- When installing on mortar or plywood substrates, apply a sealer to prevent blistering and marks.
- Allow for a longer open time. Insufficient open time may cause blistering and other defects.
- After applying adhesive, fold the wallpaper loosely to avoid creases and adhesive puddles, and do not stack the folded wallpaper.
- Please note that air and moisture can be difficult to escape, and blistering is likely to occur, especially at low temperatures.
- When finishing external corners, press firmly with a clean cloth over the folded wallpaper surface.
- After installation, thoroughly wipe off any adhesive or dirt on the surface. Any adhesive or dirt left on the surface may cause discoloration.
- Compared to general vinyl wallpaper, a more complex installation process will be required, which may result in increased installation costs.

08 | MEGUReWALL (Cypress)/ Diatomite Wallpaper / Marble Wallpaper

- As this wallpaper uses different materials from general vinyl wallpaper, please take extra care during installation and maintenance.
- Because the wallpaper is made from natural materials, color differences may occur at the joints. In addition, due to the material characteristics, the joints may be noticeable as if they were marked with lines.
- These products are more susceptible to staining. Please take extra care when handling.
- Due to the characteristics of the material, partial discoloration may occur due to aging.
- To prevent blistering and marks, please apply a sealer treatment. The sealer treatment stabilizes the breathability of the substrate and reduces the aging of the wallpaper surface.
- During installation, the surface material may react to the moisture in the adhesive and turn into a white powder that can adhere to hands or smoothing brushes; however, this does not affect the product's quality or performance.
- The recommended open time is approximately 15 minutes. After applying adhesive, fold the wallpaper loosely to avoid creases, and do not stack the folded wallpaper.
- When performing overlap cutting, always use a cutter with a sharp edge and ensure underlayment tape is inserted before cutting.
- Handle with care after applying adhesive, as the surface material may peel off.
- Compared to general vinyl wallpaper, a more complex installation process will be required, which may result in increased installation costs.
- Because natural materials are used, a small amount of chips different in color from the base tone may get mixed in.
- Because natural materials are used, the product's color and texture may differ slightly from the sample book chips.

09 | MEGUReWALL (Recycled Olefin)

- Please note that due to the manufacturing process, particles may fall off.
- Since the surface is somewhat susceptible to scratches, please handle with care during installation and maintenance.
- Please join the edges with the effective widths. Joining the edge to the center can result in color differences.
- As the backing paper uses recycled paper and is susceptible to slight paper buildup, please always use a cutter with a sharp edge.
- Please keep the open time relatively short—approximately 15 minutes is recommended.
- Please note that curing for an extended period of time after applying adhesive may cause surface particles to fall off.
- Because recycled materials are used, a few chips in colors different from the base tone may get mixed in.
- Because recycled materials are used, the product's color and texture may differ slightly from the sample book chips.

10 | MEGUReWALL (Rice Husk)

- As this wallpaper uses different materials from general vinyl wallpaper, please take extra care during installation and maintenance.
- Because the wallpaper is made from natural materials, color differences may occur at the joints. In addition, due to the material characteristics, the joints may be noticeable as if they were marked with lines.
- These products are more susceptible to staining. Please take extra care when handling.
- Due to the characteristics of the material, partial discoloration may occur due to aging.
- To prevent blistering and marks, please apply a sealer treatment.
- The sealer treatment stabilizes the breathability of the substrate and reduces the aging of the wallpaper surface.
- Please keep the open time relatively short—approximately 15 minutes is recommended.
- After applying adhesive, fold the wallpaper loosely to avoid creases, and do not stack the folded wallpaper.
- When performing overlap cutting, always use a cutter with a sharp edge and ensure underlayment tape is inserted before cutting.
- Handle with care after applying adhesive, as the surface material may peel off.
- Compared to general vinyl wallpaper, a more complex installation process will be required, which may result in increased installation costs.
- Because natural materials are used, a small amount of chips different in color from the base tone may get mixed in.
- Because natural materials are used, the product's color and texture may differ slightly from the sample book chips.

11 | Same Pattern Wallpaper / Same Pattern REATEC / Same Pattern Floor Tile

- REATEC, floor tiles, and wallpaper are products with different materials and widths. Please note that the pattern and repeat cannot be matched exactly.
- Because the raw materials and manufacturing methods differ, even products with the same pattern may vary in color, gloss, and texture, and the color tone may appear different depending on the light source and viewing angle.
- Avoid using the product on continuous flat surfaces. Please check the actual product using a sample before use.
- The listed prices, product specifications, and continuation/discontinuation status for REATEC are as published in REATEC Vol. 12 (2024-2026) and are subject to change without prior notice. In addition, floor tiles are products listed in FLOOR TILE (2023-2026) and are subject to change or discontinuation without prior notice. For the latest information, please contact our sales representative.

12 | Paper Wallpaper (Direct Fleece)

[Precautions for Installation]

- Please note that the solid areas of the wallpaper surface are susceptible to scratches.
- The recommended adhesives are NEW Sangetsu Adhesive (BB-378) and Mix Adhesive 100 (BB-304).
- After applying adhesive, fold the wallpaper loosely to avoid creases, and do not stack the folded wallpaper.
- The recommended open time is approximately 15 minutes. Since the open time varies depending on temperature and humidity, please adjust it according to the environment. Excessive open time may cause drying, leading to joint gaps, misalignment, or difficulty in adjustment, which can affect installation quality.
- Use a soft brush and avoid hard tools like metal spatulas.
- If adhesive adheres to the wallpaper surface, lightly wipe it off with a tightly wrung sponge or cloth.
- Due to the characteristics of the material, partial discoloration may occur due to aging.

13 | Paper Wallpaper (Machine-Made Traditional Japanese Paper)

[Precautions for Selection]

- Please note in advance that the joints may not align perfectly due to the use of natural materials.
- Long pieces of straw or hemp mixed in may come off.

[Precautions for Installation]

- Use putty of the same color as the substrate. Special care is required for thin or white-colored products.
- The recommended adhesives are NEW Sangetsu Adhesive (BB-378) and Mix Adhesive 100 (BB-304).
- After applying adhesive, fold the wallpaper loosely to avoid creases, and do not stack the folded wallpaper.
- The recommended open time is at least 10 minutes. Since the open time varies depending on temperature and humidity, please adjust it according to the environment. Excessive open time may cause drying, leading to backing paper sticking, joint gaps, misalignment, or difficulty in adjustment, which can affect installation quality.
- Apply the adhesive evenly, and be careful not to create any adhesive puddles.
- Overlapping joints are recommended.
- Please install the overlapping sections by pressing with a brush or similar tool, without applying strong pressure with a roller.

- Use a soft brush and avoid hard tools like metal spatulas.
- If adhesive adheres to the wallpaper surface, lightly wipe it off with a tightly wrung sponge or cloth.

14 | Textile Wallpaper

[Precautions for Selection]
- Due to the characteristics of the product, color differences or misalignment may occur at the joints.
- For textile wallpaper, the patterns do not match exactly. Please note that the joints may be noticeable.
- Although we apply anti-fray treatment to textile wallpaper, it is not possible to completely prevent fraying due to the manufacturing process.

[Precautions for Installation]
- Use putty of the same color as the substrate. Special care is required for thin or white-colored products.
- The recommended adhesive is NEW Sangetsu Adhesive (BB-378). Due to the difference in the expansion and contraction rate between the surface textile and the backing paper, the backing paper may wrinkle, which may affect the surface textile, so please pay attention to the selection and application amount of the adhesive.
- After applying adhesive, fold the wallpaper loosely to avoid creases, and do not stack the folded wallpaper. Especially for warp woven products, they are susceptible to creases, so please handle them with extra care.
- The recommended open time is at least 20 minutes. Since the open time varies depending on temperature and humidity, please adjust it according to the environment. Excessive open time may cause drying, leading to backing paper sticking, joint gaps, misalignment, or difficulty in adjustment, which can affect installation quality.
- Please install it with attention to the vertical direction (top and bottom), ensuring that the selvedge thread comes to the right side.
- Press firmly using a soft brush or a urethane roller.
  Smoothen in a constant direction and be careful not to fray the edges.
- Please always use a cutter with a sharp edge, and insert underlayment tape (BB-471) to avoid cutting into the surface of the substrate board.
- Always join the seams at the specified effective width.
- Do not use a damp cloth nor detergents as they may cause staining.
- Please be careful not to let water droplets on the wallpaper surface, as they may leave permanent ring-shaped stains.
- If adhesive adheres to the wallpaper surface, wipe it off quickly by dabbing with a clean, dry cloth.

15 | Textile Wallpaper for Art Galleries and Museums

[Precautions for Selection]
- Due to the characteristics of the product, color differences or misalignment may occur at the joints.
- For textile wallpaper, the patterns do not match exactly. Please note that the joints may be noticeable.
- Although we apply anti-fray treatment to textile wallpaper, it is not possible to completely prevent fraying due to the manufacturing process.

[Precautions for Installation]
- Use putty of the same color as the substrate. Special care is required for thin or white-colored products.
- The recommended adhesive is NEW Sangetsu Adhesive (BB-378). Due to the difference in the expansion and contraction rate between the surface textile and the backing paper, the backing paper may wrinkle, which may affect the surface textile, so please pay attention to the selection and application amount of the adhesive.
- After applying adhesive, fold the wallpaper loosely to avoid creases, and do not stack the folded wallpaper.
- The recommended open time is at least 10 minutes. Since the open time varies depending on temperature and humidity, please adjust it according to the environment. Excessive open time may cause drying, leading to backing paper sticking, joint gaps, misalignment, or difficulty in adjustment, which can affect installation quality.
- Please install it with attention to the vertical direction (top and bottom), ensuring that the selvedge thread comes to the right side. Press firmly using a soft brush or a urethane roller. Smoothen in a constant direction and be careful not to fray the edges.
- Please always use a cutter with a sharp edge, and insert underlayment tape (BB-471) to avoid cutting into the surface of the substrate board.
- Always join the seams at the specified effective width.
- Do not use a damp cloth nor detergents as they may cause staining.
- Please be careful not to let water droplets on the wallpaper surface, as they may leave permanent ring-shaped stains.
- If adhesive adheres to the wallpaper surface, wipe it off quickly by dabbing with a clean, dry cloth.

16 | Paper Weave

[Precautions for Selection]
- Due to the natural material, the joints will not match. Also, please note that the color of the product is not even.

[Precautions for Installation]
- The recommended adhesives are NEW Sangetsu Adhesive (BB-378) and Mix Adhesive 100 (BB-304).
- After applying adhesive, fold the wallpaper loosely to avoid creases, and do not stack the folded wallpaper.
- The recommended open time is at least 10 minutes. Since the open time varies depending on temperature and humidity, please adjust it according to the environment. Excessive open time may cause drying, leading to backing paper sticking, joint gaps, misalignment, or difficulty in adjustment, which can affect installation quality.
- Please always use a cutter with a sharp edge, and insert underlayment tape (BB-471) to avoid cutting into the surface of the substrate board.
- Always join the seams at the specified effective width.
- If adhesive adheres to the wallpaper surface, lightly wipe it off with a tightly wrung sponge or cloth.
- If you are concerned about the fluffiness of the sisal, please cut it with scissors.

17 | Inorganic Wallpaper (Diatomite / Shell Powder)

[Precautions for Selection]
- Due to the use of natural materials, color differences may occur at the joints.
- Please note that due to the nature of the product, particles may fall off.
- Because natural materials are used, the product's color and texture may differ slightly from the sample book chips.

[Precautions for Installation]
- The recommended adhesives are NEW Sangetsu Adhesive (BB-378) and Mix Adhesive 100 (BB-304).
- After applying adhesive, fold the wallpaper loosely to avoid creases, and do not stack the folded wallpaper.
- The recommended open time is at least 15 minutes. Since the open time varies depending on temperature and humidity, please adjust it according to the environment. Excessive open time may cause drying, leading to backing paper sticking, joint gaps, misalignment, or difficulty in adjustment, which can affect installation quality.
- During the open time, avoid storing the wallpaper in a protective bag, as this can create a high-temperature and high-humidity environment, potentially causing the surface material of the wallpaper to fall off.
- Please always use a cutter with a sharp edge, and insert underlayment tape (BB-471) to avoid cutting into the surface of the substrate board.
- Do not allow the adhesive to adhere to the surface of the wallpaper, as this may cause discoloration and particles may fall off.
- Please handle with care after applying adhesive, as the material on the surface of the wallpaper may come off.
- Use a soft brush and avoid hard tools like metal spatulas.
- Do not use a damp cloth nor detergents as they may cause staining.
- If adhesive adheres to the wallpaper surface, wipe it off quickly by dabbing with a clean, dry cloth.

19 | HARDWALL

- This product is easily affected by the substrate. Ensure to thoroughly prepare the substrate and take care not to create any adhesive puddles during installation.
- Due to the nature of the product, there is a risk of discoloration; therefore, maintenance using hypochlorous acid should be avoided.

20 | STRONGLASS

- Please note that color unevenness may be visible at the joints due to the nature of the product.
- Please join the seams at the effective width of 98 cm. Installing it with the edge left outside the effective width may result in defects in the printed areas or conspicuous joints.
- To prevent the surface layer from peeling, please avoid scrubbing vigorously or wiping with a wet cloth when the material contains moisture.
- Not suitable for areas exposed to water.

21 | SAN-Form Series

- The SAN-Form Series is a fabric-backed product. Please install it by applying Mix Adhesive (BB-307) directly to the substrate.
- Due to the nature of the product, color differences may occur at the joints.

22 | SAN-Magnet Base

- Magnetic performance varies depending on the overlaying wallpaper. Sufficient performance may not be achieved if thick wallpaper or wallpaper with deep unevenness is applied. Please verify this beforehand with samples.
- If wallpaper is installed over joined widths SAN-Magnet Base, the unevenness at the seam may become noticeable on the wallpaper surface. We recommend trimming the edges and performing thorough putty application.
- Please ensure that the SAN-Magnet Base is sufficiently adhered before installing the wallpaper over it.
- When installing wallpaper with a film-processed surface over the SAN-Magnet Base, blistering or other surface defects may occur. Please proceed with caution, such as allowing a longer open time before installation.
- Due to the heavy weight of the product, installation by multiple people is recommended depending on the conditions.
- Because a ferrous powder sheet is used on the back side, the sides and edges of the product may discolor over time due to rust.
- K304 is a fabric-backed product. Please install it by applying Mix Adhesive (BB-307) directly to the substrate.
- In replacement work, installing the product over residual backing paper on the substrate may result in poor adhesion; therefore, ensure proper substrate preparation before installation.

23 | SAN-Magnet

- Due to the heavy weight of the product, installation by multiple people is recommended depending on the conditions.
- Because a ferrous powder sheet is used on the back side, the sides and edges of the product may discolor over time due to rust.
- SAN-Magnet is a fabric-backed product. Please install it by applying Mix Adhesive (BB-307) directly to the substrate.
- If the product is installed with joined widths, the joints may be noticeable.

24 | NEW SAN-Whiteboard

- Please note that the joints may be noticeable with this product.
- Depending on the angle of the light, the surface of the product may appear slightly wavy.
- The back side of the product has a knitted fabric backing to allow for installation with wallpaper adhesive.
- Due to the heavy weight of the product, installation by multiple people is recommended depending on the conditions.
- As the edges of the product are sharp, please handle with care to avoid cutting your hands.
- Depending on the usage environment, reflections from light sources may occur.
- For higher-precision projection performance, we recommend the "REATEC Whiteboard Sheet."
- Because a ferrous powder sheet is used on the back side, the sides and edges of the product may discolor over time due to rust.
- K351 is a fabric-backed product. Please install it by applying Mix Adhesive (BB-307) directly to the substrate.
- If the product is installed with joined widths, the joints may be noticeable.
- Please use the recommended marker and eraser for writing. If markers or erasers other than the recommended ones are used, problems with writability and erasability may occur.

Precautions by Product Category

25 | REATEC Whiteboard Sheet

- Although the basic installation method follows that of general REATEC products, some properties differ. Please refer to the latest REATEC sample book for details.
- Please note that the joints may be noticeable.
- As unevenness of the substrate affects writability, erasability, and projected images, thorough substrate preparation is required.
- Depending on how light hits the film, minor scratches or unevenness may be noticeable on the surface.
- Please use the recommended marker and eraser for writing. If markers or erasers other than the recommended ones are used, problems with writability and erasability may occur.
- The listed prices, product specifications, and continuation/discontinuation status for REATEC are as published in REATEC Vol. 12 (2024-2026) and are subject to change without prior notice. For the latest information, please contact our sales representative.

26 | Dustproof Wallpaper

- The recommended adhesive is Mix Adhesive (BB-307).
- When installing on a non-absorbent substrate, please apply a sealer.
- This product is easily affected by the substrate. Ensure to thoroughly prepare the substrate and take care not to create any adhesive puddles during installation.
- Please use dustproof tape on the joints.

27 | Dustproof Tape

- Apply the tape to the joints of the dustproof wallpaper and press firmly.
- Please note that the color and gloss may differ slightly due to the difference in material between the wallpaper and the tape.
- Do not use this tape on anything other than dustproof wallpaper.

28 | SANWALL-HESS

- Please install it using Mix Adhesive (BB-307) applied to the substrate.
- Install after allowing for sufficient open time.
- Raise the room temperature when installing during winter.
- Prior to the painting process, perform preliminary treatment such as removing fuzz from the wallpaper surface.
- A pale yellow line is printed on the back side to identify the front/back and left/right of the product.

29 | RAUHFASER / CHEESECLOTH

- The recommended adhesive is Mix Adhesive (BB-307).
- For products without backing, install by applying adhesive to the substrate.
- Rauhfaser/Cheesecloth is a wallpaper to be used for a painting base. If left unpainted, the wallpaper may be more susceptible to stains and scratches, and the joints may be noticeable.

30 | Acoustic Panel SOUNDIA

[Precautions for Selection]

- Since recycled materials are used, slight color differences may occur.

[Precautions for Installation]

- Thoroughly clean the wall surface to remove dirt and dust, mark the installation position, and then proceed with installation.
- Installation using double-sided tape (BB-303) is recommended. Apply the tape around the perimeter of the panel's back side before installation.
- If you are concerned about adhesive strength, reinforce with an acrylic resin-based adhesive or a similar product.
- For plasterboard substrates, installation with insect pins is also possible. Insert insect pins from above the panel in inconspicuous locations, such as the edges.
- For magnetic walls, such as steel partitions, installation using magnetic tape is also possible.
- Adhesive strength depends on the usage environment and the material of the wall and substrate. Please adjust the installation method to suit the conditions.

Precautions for Selection

1 Wallpaper Selection

Wallpaper is available in various colors, patterns, and functional types, with characteristics that vary depending on specifications, thickness, and design. Please review the characteristics and notes of each type carefully before making your selection.

3 Anti-Mold Performance

Based on the anti-mold wallpaper performance standards established by the Wallcoverings Association, products with a test result of "0" are labeled "Anti-Mold."

Mycelial Growth	Results
No mold growth is visible to the naked eye or under a microscope	0
Mold growth is not visible to the naked eye, but visible clearly under a microscope	1
Mold growth is visible to the naked eye and the area of growth is less than 25% of the total sample area	2
Mold growth is visible to the naked eye, and the area of growth is 25% or more and less than 50% of the total sample area	3
The mycelium spreads actively, covering 50% or more of the total sample area	4
The mycelium grows vigorously, covering the entire surface of the sample	5

*The rating is calculated by averaging five test specimens and rounding off the first decimal place.

Although anti-mold products are treated with anti-mold finish, wallpaper alone cannot prevent mold growth. The growth of mold is greatly affected by the structure of the building and the indoor environment. Always maintain good ventilation to reduce humidity. Adding an anti-mold agent to the adhesive at the time of installation is more effective.

4 Stain Prevention Performance

Based on the stain prevention wallpaper performance standards established by the Wallcoverings Association, the "Stain Prevention" label is applied to wallpaper in which a stain prevention film is laminated on the surface and the test result is Grade 4 or higher.

Grade	Evaluation Criteria	Remarks
Grade 5	Stain equivalent to gray scale for assessing staining No. 5	No residual stain
Grade 4	Stain equivalent to gray scale for assessing staining No. 4	Virtually no residual stain
Grade 3	Stain equivalent to gray scale for assessing staining No. 3	Slight residual stain
Grade 2	Stain equivalent to gray scale for assessing staining No. 2	Significant residual stain
Grade 1	Stain equivalent to gray scale for assessing staining No. 1 or more	Heavy residual stain

5 Anti-Scratch Performance

Based on the anti-scratch wallpaper performance standards established by the Wallcoverings Association, products with a test result of Grade 4 or higher are labeled "Anti-Scratch."

Grade	Evaluation Criteria
Grade 5	No visible change upon visual inspection
Grade 4	Minor surface scratches are observed, but no large tears to the surface layer are observed
Grade 3	Tears to the surface layer are clearly observed
Grade 2	The surface layer is torn, and the backing material (such as paper) is clearly observed (tear length less than 1 cm)
Grade 1	The surface layer is torn, and the backing material (such as paper) is clearly observed (tear length 1 cm or more)

The above levels of surface strength are reference only. Please note that strong impact, scratching by sharp objects, or excessive friction may cause scratches or tearing.

6 Adhesion of Substances to the Wallpaper Surface

Various substances may adhere to the wallpaper surface and appear as discoloration. Please note that this may be particularly noticeable on dark-colored products.

7 Usage Environment

Please avoid using the product in high temperature, high humidity, wet environments or outdoors. For areas where substrate unevenness is likely to be noticeable—such as locations near the ceiling or indirect lighting—we recommend selecting a thicker product.

8 Pattern Matching

Please note that products that require pattern matching will require more length than solid color products. When installing the product, please refer to the "repeat" indication on the sample book to match the pattern.

9 Products Using Pearl Ink and Glitter

Please note that for products with pearl ink or glitter, particles on the wallpaper surface may adhere if it is rubbed with clothing.

10 Use in Bathrooms

Please note that if dark or black wallpaper is installed on all walls, it may absorb infrared signals from remote controls, reducing the responsiveness of devices such as toilet fixtures.

11 Installation Cost

Stain prevention wallpaper, and thin wallpaper with flat surfaces require a more complex installation process, which may lead to higher installation costs than general vinyl wallpaper. Please select your product after reviewing the product characteristics and the site conditions in advance.

Precautions for Installation

1 Substrate Preparation

Smooth Finishing of the Substrate

Wallpaper is generally less than 1 mm thick and cannot conceal substrate unevenness by itself. Ensure the substrate is smooth by performing thorough substrate preparation appropriate for the site conditions before installing the wallpaper. Furthermore, screws and nails can cause unevenness or discoloration after installation; therefore, completely embed any projections and apply anti-rust treatment. If putty adheres to the wallpaper, carefully remove it to prevent it from entering the embossing of the wallpaper.

Sealer Application Appropriate for the Substrate and Conditions

Direct installation of wallpaper to wood-based, plywood, concrete, or mortar substrates may cause stains or discoloration on the wallpaper. Be sure to prepare the substrate with a dedicated sealer for each type. Applying a sealer prevents poor adhesion and discoloration, and also makes it easier to strip during renovations.

Using Putty of the Same Color as the Substrate

Use putty of the same color as the substrate. If you use putty of a different color from the substrate, the color of the substrate may be visible after installation.

Dry Substrate

Wet substrates such as concrete or mortar, and areas where sealer or putty has been applied, should be sufficiently dried (moisture content of 11% or less) before starting installation. Insufficient drying may cause discoloration, peeling, or mold growth on the wallpaper.

Remove the Backing Paper Remaining on the Substrate

When replacing wallpaper, if any backing paper from the previous installation remains, ensure it is completely removed before installation. Installing wallpaper over old backing paper may cause gaps or lifting.

Discoloration Caused by the Substrate

Discoloration or mold growth may occur on the wallpaper due to influences from the substrate or internal structures. Please note that even with plasterboard substrates, discoloration with no clearly identifiable cause may occur due to various installation environment factors—such as wooden structural members or insulation materials.

Precautions for Installation

2 Adhesive

Preparation Appropriate for Product and Installation Environment

Adjust the adhesive mixture and open time, and raise the room temperature according to the product characteristics and installation environment. In particular, adhesive strength weakens at temperatures below 5°C, which may cause installation failure. Strictly follow the adhesive precautions and instructions.

Amount of Dilution / Application

Please adhere to the dilution ratio specified by the adhesive manufacturer. Apply the adhesive evenly at approximately 130–140 g/m².

Precautions After Applying Adhesive

Please allow for appropriate open time after applying adhesive to the wallpaper. This will make installation easier and prevent blistering and gaps. Also, avoid folding the wallpaper tightly and make sure that no load is applied to the curved parts. Folding creases may occur and may not return to their original state.

[How to Fold After Applying Adhesive]

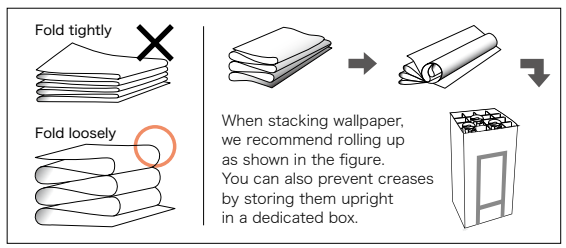

3 Installation

Check Batch No. and Precautions for Installation

Please use products from the same batch when installing in the same space. If products from different batches are used, problems such as color differences may occur. Also, please be sure to review the "Precautions for Installation" thoroughly before starting the work.

Effective Width

Be sure to use wallpaper with an effective width. The overlapping selvage is not included in the effective width. Using the product beyond its effective width may cause color differences at the joints.

Precautions for Plasterboard Substrate

If you cut into the base paper of plasterboard with a cutter, it may cause gaps in the seams. Please use the underlayment tape when cutting. Also, avoid jointing wallpapers near the board seams as it can affect the finish.

Precautions for Veneer Substrate

When installing by overlap-cutting on a wood substrate such as veneer, scratching the sealer-applied surface with a cutter may cause discoloration due to exudation of scum. Always use underlayment tape when cutting to avoid scratching the sealer-applied surface.

Pattern Matching

For products that require pattern matching, "repeat" is indicated in the sample book. The repeat value is a theoretical value and may lead to slight mismatches. When installing, please refer to the joint mark and visually align the patterns to cut by overlapping.

Joint Position

Always join the wallpaper edge-to-edge. Joining an edge to a center can result in color differences. Also, ensure the top and bottom, as well as the left and right sides, are aligned and installed in the same direction. Take particular care when installing around openings or when using leftover material for patching or repairs; installing only a section horizontally can easily cause color variations.

[Marks on Wallpaper's Edge]



Adhesive and Stain Removal

Please take extra care to prevent adhesive or dirt from adhering to the wallpaper surface or ceiling trim. If any adhesive or dirt adheres, immediately wipe it off with a cloth moistened with clean water, and then wipe it dry. Leaving adhesive or dirt on the surface can cause mold or discoloration.

Initial Installation Check

While we maintain the highest standards of quality, we ask that you inspect the wallpaper for any issues after installing the first three panels of wallpaper. Should you identify any clear defects, please stop installation immediately and contact your distributor or our sales representative. Please note that we cannot compensate for installation costs incurred after the first three panels.

4 Protection Measures

Air Drying After Installation

After installation, allow the adhesive to air-dry until it stabilizes. Rapid drying can cause peeling or curling.

Protective Tape

Please avoid using high-tack adhesive tape, as they may cause tearing, stains, and discoloration.

Precautions for Wallpaper Waste Disposal

1 Do Not Incinerate Wallpaper Waste

Do not incinerate vinyl wallpaper waste or a sample book. Hazardous substances harmful to the human body may be released.

2 Industrial Waste Disposal

When disposing of the waste of vinyl wallpaper as industrial waste, entrust it to an appropriately qualified industrial waste disposal operator.

3 General Waste Disposal

When disposing of small amounts of leftover wallpaper as general waste (household waste), please do so in accordance with your local municipal regulations.

Precautions for Wallpaper Material Characteristics

1 Regarding Joints and Potential Peeling Issues

Since wallpaper is installed by joining sheets with an effective width on base materials such as plasterboards, seams are inevitable. Please note that depending on the wallpaper's specifications, design, and usage environment, these seams may be noticeable. Additionally, gaps may occur at the seams due to wallpaper expansion and contraction, and peeling may occur over time.

2 Possible Discoloration

The wallpaper itself does not discolor without external factors. However, UV exposure may cause fading, and discoloration, staining, or other changes may occur depending on the installation and usage environment.

3 Surface Strength

Please note that scratches or tears may occur due to impact, scratching, or friction.

4 Potential Cracks

Cracks may appear on the surface of the wallpaper due to vibrations from the building or its underlying structure. Cracking is more likely to occur to the wallpaper where movement from vibration is greater, particularly at joints between different substrate materials or at substrate joints without structural support. Please note that wallpaper alone cannot prevent cracking caused by such vibrations.

5 Color Appearance Notice

Please note that slight color differences may exist between the actual product and the samples or photographs shown in the sample book. Colors may also appear differently depending on the light source and usage environment (a phenomenon known as metamerism). Additionally, minor color variations may occur between different production batches.

Precautions for Handling and Delivery

1 Receipt of Goods

When you receive the product, please check the item number, batch, and quantity on the delivery note. If you receive a product with a different item number or quantity than you ordered, please contact your distributor or our sales representative.

2 Checking Precautions for Installation

Please ensure that you understand the product characteristics and the "Precautions for Installation" before proceeding with the installation. Installation precautions are indicated on the shipping label of the product (Japanese only).

3 Handling and Storage

Avoid Unreasonable Transportation

Since the product is a heavy item, ensure sufficient safety when handling and avoid unreasonable transportation. Improper handling may cause an accident or injury.

Store Upright

Products must be stored upright. Avoid horizontal stacking or cross-stacking, as these can easily cause marks, gloss differences, and crushed embossing.

Do Not Drop from Heights

Do not drop the products from elevated locations such as truck beds. This may cause product damage or injury.

Precautions for Storage

Avoid storing the product in a place exposed to fire, water, humidity, or direct sunlight. Also, please do not store the product directly on the ground.

Wallpaper Maintenance

1 General Precautions

Ventilation After Moving In

There may be residual odors from the installation, so please ventilate thoroughly for about one week after moving in.

Protection from Direct Sunlight, etc.

Wallpaper may discolor or fade if exposed to direct sunlight or hot air for extended periods. We recommend blocking the sunlight with a curtain or glass film. Also, be careful not to let the hot air from heaters, such as stoves, come into contact with the wallpaper directly.

Cigarette Smoke and Kitchen Oil Smoke

Cigarette smoke and kitchen oil smoke will turn the wallpaper yellow in a short period of time, resulting in stubborn stains. Please keep the room ventilated.

Prevent Adhesion of Chemicals and Cosmetics

Do not allow spray-based chemicals (such as insecticides, paints, cosmetics) to adhere to the wallpaper. In addition, avoid contact with medicines such as topical medications or cosmetics like lipstick. Depending on the substance, the adhered color may not come off or the wallpaper may discolor.

Maintain Some Space between Furniture and the Wall

Wallpaper may be discolored by pigments in furniture paints and veneers. Allow some space between the furniture and the wallpaper. This not only prevents discoloration but also helps avoid condensation and mold growth.

Avoid Direct Contact between Rubber Products and the Wall

Do not attach rubber products directly to wall surfaces or use tape containing rubber-based adhesives. A chemical reaction between the plasticizers in vinyl wallpaper and the antioxidants in rubber may cause discoloration or staining ("rubber staining").

Do Not Apply Adhesive Tape

Do not apply adhesive tape (such as cellophane tape or duct tape) to wallpapers. The adhesive can transfer to wallpapers, causing discoloration and stains. Additionally, there is a risk of damaging the wallpaper when removing the adhesive tape. Please be especially careful with rubber-based adhesives, as they are particularly susceptible to discoloration.

2 If Stains Occur

General Vinyl Wallpaper

Wipe off any stain such as food, drink, or seasoning immediately with a firmly wrung sponge or towel, blotting the stain. If the stain is difficult to remove, use a neutral detergent. Since detergent residue on the wallpaper surface may cause discoloration, wipe it off with clean water or lukewarm water.
*Do not use strong detergents or organic solvents such as paint thinner, as they may cause discoloration or surface damage.

Film Stain Prevention Wallpaper

For daily dirt, wipe with a firmly wrung sponge or towel using water. If the stain is stubborn, use a neutral detergent or disinfectant alcohol. Since detergent residue on the wallpaper surface may cause discoloration, wipe it off with clean water or lukewarm water.

3 Maintenance for Peeled-Off Wallpaper

For partial peeling, remove dust and dirt before the peeling spreads, then apply stationery adhesive or woodworking adhesive sparingly to the back of the wallpaper and press firmly into place. If the wallpaper has been peeled off for a long time or has hardened due to deterioration, repair may be difficult, and replacement is recommended.

4 Mold

Mold is not only an aesthetic issue but can also cause health issues, such as allergies and asthma, so caution is necessary. Most wallpaper products have anti-mold properties, but wallpaper alone cannot prevent mold growth.

Prevent mold

Molds are greatly affected by the structure of the building and the living environment. Always maintain good ventilation to reduce humidity.

If Mold Occurs

If mold appears only on the surface of the wallpaper, it is effective to wipe it off with disinfectant alcohol as soon as possible (the surface may get damaged depending on the type of wallpaper, so test before using it in an inconspicuous area). If heavy mold growth has occurred, we recommend that you consult a professional.

5 Dew Condensation

To prevent stains, peeling, and mold caused by condensation and high humidity, please maintain good indoor ventilation and humidity levels.

Ventilation / Dehumidification

Maintain consistent ventilation to expel water vapor from heating appliances and other sources. Take extra care with steam produced in bathrooms and while cooking. Utilizing dehumidifiers and moisture absorbers is also effective.

Improve Ventilation

Please keep a space at the back of furniture to improve the air flow throughout the building.

Dew Condensation in Winter

In winter, condensation is more likely to occur due to the large temperature difference between indoor and outdoor air. It tends to occur especially after using a humidifier. Please ventilate and dehumidify frequently.

6 Others

We recommend replacing the wallpaper every 5 to 10 years depending on the usage, while performing some maintenance on a daily basis.

"∞PVC" Mark on Vinyl Wallpaper

Pursuant to the Act on Promotion of Effective Utilization of Resources (Resource Recycling Promotion Act, enforced on April 1, 2001), vinyl wallpaper is classified as a designated display product, and displaying the "∞PVC" mark is mandatory to facilitate sorting. The "∞PVC" mark is printed one or more times per square meter and can be visually confirmed. Faint-colored ink is used to minimize any impact on the wallpaper's appearance. For sorting purposes, the mark can be easily identified by shining a black light on the back of the removed wallpaper.

This Sample Book Includes Products from the Following Sample Books:

2024-2026 REATEC VOL.12
2024-2028 STRINGS
2023-2026 AC
2023-2026 FLOOR TILE
2023-2026 ROLL CARPET
2023-2026 DT CARPET TILE
2023-2026 NT700 CARPET TILE

Please note that each sample book has a different validity period, and the listed products are subject to change or discontinuation without prior notice. For the latest pricing or product specifications, please contact our sales representative.

[Indication Symbols]

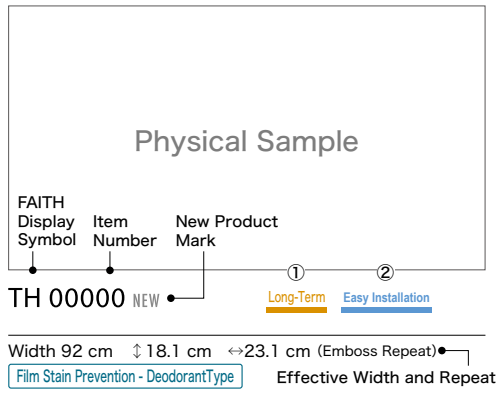

① Long-Term	Products listed in the sample book as long-term carry-over items are scheduled to continue until 2031.
② Easy Installation	Products designed with thickness to help minimize visible substrate unevenness.
③ Function Display	Indicates the functional properties provided by the product. Anti-Mold | Anti-Bacterial | Anti-Scratch Super Durable | Stain Prevention | Deodorant Anti-Allergic | Anti-Virus | Urethane Coating Humidity Control | Light Diffusion | Stretch Water Repellent
④ Notes	This product requires special attention. Please review the information carefully.

About the Sample Book

- Please note that the actual product may differ slightly from the physical samples or the photos in the sample book.
- The physical samples included in the sample book are for visual reference only, and their physical properties may differ from the actual product.
- The prices and specifications shown are current as of the publication date of this sample book (November 2025). Due to economic fluctuations or quality improvements, prices and specifications may change without prior notice. For details, please contact your distributor or our sales representative when placing your order.
- Please note that the test data in the sample book are based on measurements and are not guaranteed.
- Reproducing or reprinting the products or photographs in this sample book without permission is strictly prohibited.

Regarding Disposal of Sample Books

We kindly request that any unused sample books be disposed of through a licensed industrial waste disposal contractor.

Re:USE
We appreciate your cooperation in our eco-friendly efforts.
If possible, please consider reusing this catalog.

Release Date: November 2025
Issued by: Sangetsu Corporation

Valid Until: November 2028

*Please note that the validity period of this sample book is subject to change without prior notice due to unforeseen circumstances.

COLOR
PALETTE

300

FAITH 2025-2028 | CONTRACT WALLCOVERINGS

sangetsu

LIGHT BEIGE

TH 34362 P.82
Deodorant

TH 34495 P.100
Film Stain Prevention - Barrier Type

TH 34391 P.86

TH 34075 P.17
Deodorant

TH 34351 P.80

TH 34397 P.87

TH 34398 P.87

TH 34503 P.100
Film Stain Prevention - Barrier Type

TH 34377 P.84
Anti-Allergic

TH 34383 P.85
Urethane Coating

TH 34393 P.86

TH 34486 P.99
Film Stain Prevention - Barrier Type

TH 34099 P.21
Urethane Coating

TH 34281 P.66
Deodorant

TH 34100 P.21
Urethane Coating

TH 34494 P.100
Film Stain Prevention - Barrier Type

TH 34327 P.76

TH 34392 P.86

TH 34394 P.86

TH 34366 P.82

TH 34499 P.100
Film Stain Prevention - Barrier Type

TH 34380 P.85
Deodorant

TH 34363 P.82
Deodorant

TH 34542 P.107
Film Stain Prevention - Deodorant Type

TH 34379 P.84
Anti-Allergic

TH 34340 P.78
Deodorant

TH 34256 P.60

TH 34496 P.100
Film Stain Prevention - Barrier Type

TH 34532 P.106
Film Stain Prevention - Deodorant Type

TH 34352 P.80

BEIGE

TH 34076 P.17
Deodorant

TH 34117 P.23

TH 34159 P.32

TH 34544 P.107
Film Stain Prevention - Deodorant Type

TH 34329 P.76

TH 34278 P.65
Anti-Virus

TH 34156 P.31

TH 34488 P.99
Film Stain Prevention - Barrier Type

TH 34257 P.60

TH 34343 P.78
Deodorant

TH 34543 P.107
Film Stain Prevention - Deodorant Type

TH 34507 P.101
Film Stain Prevention - Barrier Type

TH 34114 P.23

TH 34266 P.63

TH 34088 P.19

TH 34168 P.34

TH 34077 P.17
Deodorant

TH 34342 P.78
Deodorant

TH 34119 P.23

TH 34347 P.78
Deodorant

TH 34552 P.109
Super Durable

TH 34155 P.31

TH 34115 P.23

TH 34122 P.23

TH 34096 P.19

TH 34103 P.21
Urethane Coating

TH 34299 P.69

TH 34124 P.23

TH 34123 P.23

TH 34356 P.80

LIGHT GREIGE

TH 34400 P.87

TH 34378 P.84
Anti-Allergic

TH 34206 P.50
biocloth

TH 34037 P.8
Tough Stretch

TH 34422 P.89
Deodorant

TH 34284 P.66
Tough Stretch

TH 34424 P.89
Tough Stretch

TH 34262 P.62
Tough Stretch



TH 34491 P.99
Film Stain Prevention - Barrier Type

TH 34133 P.25



TH 34490 P.99
Film Stain Prevention - Barrier Type

TH 34506 P.101
Film Stain Prevention - Barrier Type



TH 34272 P.64



TH 34328 P.76

TH 34350 P.80

TH 34071 P.17
Deodorant

TH 34174 P.36

TH 34285 P.66
Tough Stretch



TH 34175 P.36

TH 34101 P.21
Urethane Coating

TH 34376 P.84

TH 34304 P.70

TH 34332 P.77

TH 34358 P.81
Deodorant

TH 34169 P.34

TH 34294 P.68

TH 34277 P.65
Anti-Virus

TH 34073 P.17
Deodorant

TH 34295 P.68

TH 34555 P.109
Super Durable

GREIGE

TH 34038 P.8
Tough Stretch

TH 34079 P.17
Deodorant

TH 34367 P.82

TH 34078 P.17
Deodorant

TH 34157 P.31



TH 34271 P.64

TH 34080 P.17
Deodorant

TH 34438 P.90
Tough Stretch

TH 34311 P.70

TH 34171 P.34

TH 34051 P.10
biocloth

TH 34258 P.60

TH 34279 P.65
Anti-Virus



TH 34170 P.34



TH 34591 P.115
Super Durable

TH 34176 P.36

TH 34105 P.21
Urethane Coating

TH 34081 P.17
Deodorant



TH 34508 P.101
Film Stain Prevention - Barrier Type

TH 34511 P.101
Film Stain Prevention - Barrier Type

TH 34039 P.8
Tough Stretch

TH 34074 P.17
Deodorant

TH 34323 P.73
Super Durable



TH 34557 P.109
Super Durable

TH 34125 P.23



TH 34489 P.99
Film Stain Prevention - Barrier Type

TH 34160 P.32



TH 34275 P.64

TH 34098 P.19

TH 34052 P.10
biocloth

LIGHT GRAY

TH 34389 P.86

TH 34432 P.90
Tough Stretch

TH 34399 P.87

TH 34026 P.6
Anti-Virus



TH 34492 P.99
Film Stain Prevention - Barrier Type

TH 34253 P.59

TH 34025 P.6
Anti-Virus

TH 34142 P.27

TH 34102 P.21
Urethane Coating

TH 34554 P.109
Super Durable

TH 34072 P.17
Deodorant

TH 34276 P.65
Anti-Virus

TH 34402 P.87

TH 34082 P.17
Deodorant

TH 34412 P.87



TH 34143 P.27



TH 34086 P.19

TH 34305 P.70



TH 34403 P.87

TH 34306 P.70

TH 34282 P.66
Deodorant

TH 34533 P.106
Film Stain Prevention - Deodorant Type



TH 34144 P.27

TH 34254 P.59



TH 34273 P.64

TH 34087 P.19

TH 34150 P.29

TH 34151 P.29

TH 34291 P.67



TH 34404 P.87

GRAY

BLACK

TH 34298 P.69



TH 34255 P.59



TH 34261 P.62
Tough Stretch

TH 34161 P.32



TH 34141 P.27

TH 34384 P.85
Urethane Coating



TH 34334 P.77

TH 34084 P.17
Deodorant

TH 34172 P.34

TH 34135 P.25

TH 34083 P.17
Deodorant



TH 34324 P.73
Super Durable



TH 34405 P.87

TH 34280 P.65
Anti-Virus

TH 34297 P.68



TH 34145 P.27

TH 34126 P.23

TH 34325 P.73
Super Durable



TH 34440 P.90
Tough Stretch

TH 34406 P.87

TH 34556 P.109
Super Durable



TH 34493 P.99
Film Stain Prevention - Barrier Type



TH 34292 P.67

TH 34140 P.26

TH 34417 P.87

TH 34300 P.69



TH 34349 P.78
Deodorant

TH 34407 P.87



TH 34326 P.73
Super Durable

TH 34251 P.59

YELLOW

ORANGE

TH 34341 P.78
Deodorant

TH 34535 P.106
Film Stain Prevention - Deodorant Type

TH 34339 P.78
Deodorant

TH 34381 P.85
Deodorant

TH 34002 P.4
Film Stain Prevention - Deodorant Type

TH 34487 P.99
Film Stain Prevention - Barrier Type

TH 34483 P.99
Film Stain Prevention - Barrier Type

TH 34811 P.169
Urethane Coating

TH 34382 P.85
Deodorant

TH 34015 P.6
Anti-Virus

TH 34003 P.4
Film Stain Prevention - Deodorant Type

TH 34309 P.70

TH 34016 P.6
Anti-Virus

TH 34807 P.168
Urethane Coating

TH 34121 P.23

TH 34509 P.101
Film Stain Prevention - Barrier Type

TH 34055 P.12
Super Durable

TH 34116 P.23

TH 34806 P.168
Urethane Coating

TH 34118 P.23

TH 34359 P.81
Deodorant

TH 34336 P.77

TH 34054 P.12
Super Durable

TH 34409 P.87

TH 34353 P.80

TH 34408 P.87

TH 34203 P.48
biocloth

TH 34120 P.23

TH 34097 P.19

TH 34041 P.10
biocloth

RED

PURPLE

TH 34012 P.4
Film Stain Prevention - Deodorant Type

TH 34536 P.106
Film Stain Prevention - Deodorant Type

TH 34482 P.99
Film Stain Prevention - Barrier Type

TH 34001 P.4
Film Stain Prevention - Deodorant Type

TH 34009 P.4
Film Stain Prevention - Deodorant Type

TH 34014 P.6
Anti-Virus

TH 34346 P.78
Deodorant

TH 34315 P.73
Super Durable

TH 34010 P.4
Film Stain Prevention - Deodorant Type

TH 34344 P.78
Deodorant

TH 34814 P.169
Urethane Coating

TH 34053 P.12
Super Durable



TH 34062 P.12
Super Durable

TH 34023 P.6
Anti-Virus

TH 34022 P.6
Anti-Virus

TH 34269 P.63

TH 34411 P.87

TH 34410 P.87

TH 34027 P.8
Tough Stretch

TH 34035 P.8
Tough Stretch

TH 34564 P.110
Super Durable



TH 34317 P.73
Super Durable



TH 34316 P.73
Super Durable

TH 34036 P.8
Tough Stretch



TH 34061 P.12
Super Durable

TH 34360 P.81
Deodorant

TH 34040 P.10
biocloth

TH 34348 P.78
Deodorant



TH 34049 P.10
biocloth



TH 34048 P.10
biocloth

BLUE

TH 34109 P.21
Urethane Coating

TH 34008 P.4
Film Stain Prevention - Deodorant Type

TH 34537 P.106
Film Stain Prevention - Deodorant Type

TH 34007 P.4
Film Stain Prevention - Deodorant Type

TH 34312 P.70

TH 34021 P.6
Anti-Virus

TH 34310 P.70

TH 34110 P.21
Urethane Coating

TH 34020 P.6
Anti-Virus

TH 34207 P.50
biocloth

TH 34034 P.8
Tough Stretch



TH 34060 P.12
Super Durable

TH 34111 P.21
Urethane Coating

TH 34108 P.21
Urethane Coating

TH 34208 P.50
biocloth

TH 34301 P.69

TH 34416 P.87

TH 34335 P.77

TH 34415 P.87



TH 34059 P.12
Super Durable



TH 34047 P.10
biocloth

TH 34439 P.90
Tough Stretch

TH 34209 P.50
biocloth

TH 34296 P.68



TH 34290 P.67

TH 34361 P.81
Deodorant

TH 34355 P.80

TH 34210 P.50
biocloth

TH 34173 P.36



TH 34322 P.73
Super Durable

BLUE GREEN

GREEN

TH 34534 P.106
Film Stain Prevention - Deodorant Type

TH 34005 P.4
Film Stain Prevention - Deodorant Type

TH 34004 P.4
Film Stain Prevention - Deodorant Type



TH 34484 P.99
Film Stain Prevention - Barrier Type

TH 34345 P.78
Deodorant

TH 34006 P.4
Film Stain Prevention - Deodorant Type

TH 34018 P.6
Anti-Virus

TH 34017 P.6
Anti-Virus

TH 34413 P.87

TH 34562 P.110
Super Durable



TH 34510 P.101
Film Stain Prevention - Barrier Type



TH 34319 P.73
Super Durable

TH 34030 P.8
Tough Stretch

TH 34337 P.77

TH 34090 P.19

TH 34414 P.87

TH 34057 P.12
Super Durable

TH 34293 P.68

TH 34354 P.80



TH 34318 P.73
Super Durable



TH 34058 P.12
Super Durable



TH 34045 P.10
biocloth

TH 34314 P.70

TH 34056 P.12
Super Durable

TH 34091 P.19



TH 34320 P.73
Super Durable

TH 34321 P.73
Super Durable

TH 34095 P.19

TH 34302 P.69



TH 34043 P.10
biocloth

COLOR
PALETTE

300

FAITH 2025-2028 | CONTRACT WALLCOVERINGS

sangetsu

sangetsu

SUSTAINABLE DEVELOPMENT GOALS

Sangetsu supports Sustainable Development Goals (SDGs).

The Sangetsu Group contributes to the realization of a sustainable society that protects the global environment by reducing the environmental impact across the entire supply chain and creating spaces that can be used for a long time. Through the planning and sales of material-based wallpapers, such as washi (traditional Japanese paper) and woven fabric wallpapers, we promote the revitalization of industries by contributing to local products and the preservation of Japan's traditional craftsmanship.

Includes FSC Certified Products

These products use FSC-certified paper sourced from responsibly managed forests and other controlled material that protect biodiversity and respect the rights of local communities and workers.

*Not all listed products are FSC certified.
*Applicable products are those bearing an FSC label on 50 m standard rolls or random length rolls (40–65 m).
*During a transition period, new and previous specifications may coexist. (FSC N004634)

FSC
www.fsc.org

Scan the QR Code for applicable item numbers.

(Japanese)

Includes PFC-Free Products

The 2025-2028 FAITH sample book utilizes a non-fluorine-based water repellent with a lower environmental impact. It offers the same water-repellent performance as conventional products, ensuring safe use.

*During a transition period, new and previous specifications may coexist.

PFC FREE

Scan the QR Code for applicable products.

(Japanese)

Donations to Forest Conservation Activities Based on Sales of Wood Grain Wallpapers

For every square meter (1 m²) of wood grain wallpapers (including selected vinyl wallpaper, HARDWALL, and REATEC products) sold, ¥0.5 is donated to forest conservation activities. Launched in fiscal year 2025, this new forest conservation donation model was established to help protect the global environment. By choosing our wood grain vinyl wallpapers, you help promote forest conservation and contribute to reducing CO_2 emissions.

Scan the QR Code for applicable products.

(Japanese)

COLOR SKIRTING 28 Colors With Stain Resistance

20 Length 915 mm / 1 case 20 sheets

25 25 m roll 50 50 m roll

STAIR SKIRTING 12 Colors With Stain Resistance

10 Length 1050 mm / 1 case 10 sheets

Available for sale by the sheet

STAIR SKIRTING is also available in colors of W-1, 9, 15, 18, 19, 20, 21, 29, 52, 69, 97, and 98.



		W-98	W-99	W-69	W-5	W-12	W-52	W-17	W-90	W-10	W-7	W-95	W-18	W-19	W-20
Height 40 mm	Rounded Edge	20	20	20 25			20	20	20			20	20	20	20
Height 60 mm	Rounded Edge	20 50	20 50	20 25	20	20	20 50	20 50	20 50	20	20	20 50	20 50	20 50	20 50
	Square Edge	20	20	20			20	20	20			20	20	20	20
Height 75 mm	Rounded Edge	20 50		20			20 50	20 50	20		20	20	20 50	20 50	20 50
	Square Edge	20		20				20						20	20
Height 100 mm	Rounded Edge	20 50		20			20	20				20	20	20 50	20 50
	Square Edge	20		20										20	

		W-9	W-97	W-1	W-401	W-4	W-402	W-403	W-8	W-2	W-404	W-15	W-29	W-16	W-21
Height 40 mm	Rounded Edge	20 25	20 25	20	20	20	20	20	20	20	20	20			20
Height 60 mm	Rounded Edge	20 25	20 50	20 25	20	20	20	20	20	20 25	20	20 50	20 50	20	20
	Square Edge	20	20	20						20		20	20	20	20
Height 75 mm	Rounded Edge	20 50	20 50	20						20		20 50	20 50	20	20
	Square Edge	20	20	20						20				20	20
Height 100 mm	Rounded Edge	20 50	20 50	20						20		20 50	20 50	20	20
	Square Edge	20	20	20						20				20	20

*Valid Until: November 2028
*Specifications that are not available from stock can be produced on a made-to-order basis. Please contact us separately for details regarding order conditions.

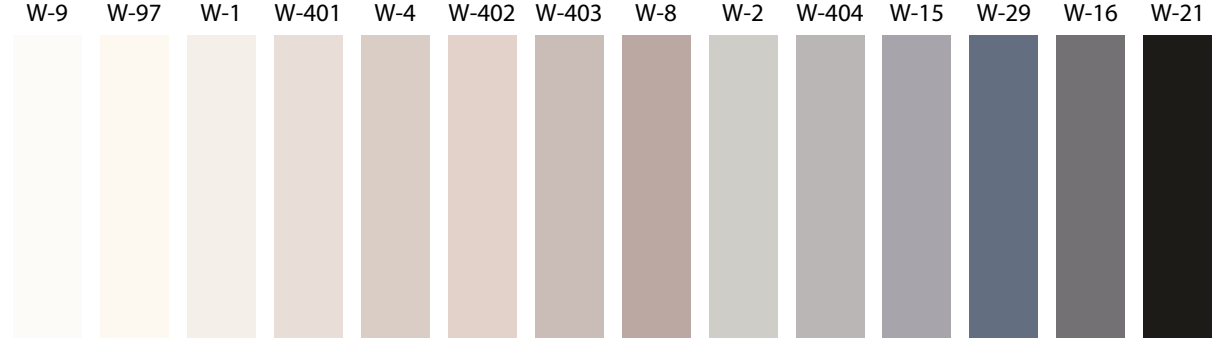

METAL SKIRTING 3 Colors With Stain Resistance

20 Length 915 mm / 1 case 20 sheets

Rounded Edge

sangetsu